


# Junior Wisden 2004/05



*\*Detailed statistics since our first junior season, 1996/97*

# MVCC total Season Stats 2004/05

<u>Name</u>	<u>Games</u>	<u>Runs</u>	<u>Inns</u>	<u>Not out</u>	<u>Ave</u>	<u>Overs</u>	<u>Wkts</u>	<u>Runs</u>	<u>Ave</u>
Bulhakow, Nathan	10	29	9	5	7.25	19.0	7	75	10.71
Ball, Robbie	12	47	10	9	47.00	26.3	7	75	10.71
Bevis, Ryan	13	72	11	8	24.00	25.3	6	72	12.00
Bharadwaj, Mayunk	12	56	12	3	6.22	24.0	12	80	6.66
Blake, Marcus	12	32	10	2	4.00	24.0	6	42	7.00
Bonfa, Frank	10	1	4	1	0.33	9.0	1	52	52.00
Bonfa, Steven	8	61	7	2	12.20	21.0	2	85	42.50
Borrell, Alexei	9	1	3	1	0.50	25.0	5	68	13.60
Brown, Isaac	6	8	5	2	2.67	10.0	1	66	66.00
Brown, Liam	9	82	10	0	8.20	13.0	3	39	13.00
Bryant, Robert	11	37	11	3	4.63	21.3	2	118	59.00
Caluzzi, Gabriel	7	18	4	1	6.00	24.0	7	135	19.29
Cameron, Matthew	6	78	5	1	19.50	11.0	8	47	5.88
Campbell, Lucas	12	53	12	5	7.57	22.0	3	131	43.66
Carlin, Ella	10	148	10	5	29.60	25.0	8	100	12.50
Chang, Joshua	14	42	13	8	8.40	28.0	14	163	11.64
Chatterton, Louisa	6	52	6	3	17.33	11.0	5	29	5.80
Cheligoy, Matthew	9	63	8	0	7.88	30.5	5	110	22.00
Chiera, Peter	14	141	14	11	47.00	32.0	8	92	11.50
Clapp, Thomas	10	85	9	5	21.25	17.0	4	94	23.50
Clarke, Ethan	14	53	12	7	10.60	25.0	10	73	7.30
Clarke, Jackson	9	15	6	0	2.50	14.0	2	97	48.50
Comande, Daniel	14	72	13	9	18.00	26.0	12	89	7.42
Combine, Phillip	6	1	6	2	0.25	11.0	1	107	107.00
Conrick, Miriam	8	81	8	5	27.00	23.0	4	132	33.00
Coote, Alex	15	140	14	9	28.00	27.1	5	127	25.40
Coote, Benjamin	15	133	13	5	16.63	39.0	9	88	9.77
Costigan, Joel	9	3	4	1	1.00	16.2	4	78	19.50
Coventry-Poole, Sam	12	42	12	9	14.00	19.0	2	55	27.50
Cumming, Ruby	8	21	8	4	5.25	18.0	3	87	29.00
Curran, Liam	14	70	13	6	10.00	32.3	11	74	6.72
Cusack, Kilian	9	14	3	0	4.67	15.0	5	49	9.80
Davies, Tristan	10	87	10	5	17.40	18.0	6	78	13.00
Del Giudice, Matthew	14	62	11	7	15.50	24.2	9	84	9.33
Del Giudice, Paul	14	20	12	3	2.22	24.4	5	91	18.20
Dionysopoulos, Rebecca	4	28	4	2	14.00	10.0	3	45	15.00
Dolezal-May, Jason	14	69	14	7	9.86	27.0	5	70	14.00
Downie, Eliza	10	87	10	6	21.75	7.0	2	23	11.50
Favaro, Danny	11	40	8	3	8.00	26.0	5	98	19.60
Fenaughty, Cian	10	108	12	3	12.00	8.0	2	42	21.00
Fenaughty, Eamonn	14	87	13	7	14.50	28.0	8	77	9.62
Ferrier, Amelia	8	62	7	3	15.50	11.0	4	47	11.75
Ferrier, Jacob	7	44	8	1	6.29	15.0	6	54	9.00
Ferrier, Sam	10	142	6	3	47.33	39.0	8	104	13.00
Forsell, Gabrielle	8	32	8	5	10.67	15.0	3	93	31.00
Foster, Nicholas	13	45	13	9	11.25	25.0	9	135	15.00
Frangoulis, Peter	8	29	5	1	7.25	16.0	1	72	72.00
Gannon, Bede	10	36	7	2	7.20	56.0	17	134	7.88
Greene, Honor	11	139	11	5	23.17	28.0	11	105	9.54
Harrington, Nicholas	13	67	11	7	16.75	26.0	7	80	11.42
Hobbs, Seamus	14	66	14	6	8.25	26.2	7	112	16.00
Intagliata, Luke	15	110	15	9	18.33	29.0	11	113	10.27
Intagliata, Melissa	8	39	8	3	7.80	22.0	0	115	-
Intagliata, Michael	11	109	11	9	54.50	17.0	7	75	10.71

# MVCC total Season Stats 2004/05

<u>Name</u>	<u>Games</u>	<u>Runs</u>	<u>Inns</u>	<u>Not out</u>	<u>Ave</u>	<u>Overs</u>	<u>Wkts</u>	<u>Runs</u>	<u>Ave</u>
Intagliata, Robert	9	79	9	1	8.88	29.1	3	102	34.00
Intagliata, Tanya	16	69	10	3	9.86	17.0	3	57	19.00
Janes, Robert	14	51	14	9	10.20	23.0	3	115	38.33
Johnston, James	15	115	13	5	14.38	29.0	5	89	17.80
Juniper, Adrian	7	43	4	0	10.75	3.0	1	25	25.00
King, Lily	7	84	9	3	14.00	22.0	3	146	48.67
Kolokithas, Iraklis	9	60	8	3	12.00	34.5	9	75	8.33
Kritharidis, Nicholas	6	210	6	1	42.00	32.0	4	54	13.50
Legato, Peter	13	52	11	9	26.00	24.0	5	68	13.60
Lenz, William	12	35	10	3	5.00	19.0	6	70	11.66
Lever, Elliot	14	63	12	4	7.88	27.0	8	57	7.12
Lumsden, Jacob	8	68	6	1	13.60	25.0	5	104	20.80
Lumsden, Justin	8	64	5	2	21.33	18.0	3	54	18.00
Maginness, Joshua	7	16	4	1	4.00	19.0	1	81	81.00
Maguire, Benjamin	15	88	15	9	14.67	29.0	7	192	27.42
Malone, Luke	14	224	14	10	56.00	22.0	10	93	9.30
Martiniello, Benn	15	146	15	6	16.22	26.0	5	92	18.40
McConville, Thomas	13	88	13	8	17.60	21.0	5	90	18.00
McDonald, Quinn	8	28	7	1	4.67	16.0	3	48	16.00
McGeary, Lara	6	61	8	1	8.71	21.0	2	92	46.00
McKay, Jake	5	16	4	1	5.33	9.0	2	21	10.50
McMurdo, Brod	10	3	5	2	1.00	17.0	3	107	35.66
Memery, Thomas	15	149	14	8	24.83	31.1	8	129	16.12
Millanta, Leisha	7	88	7	2	17.60	16.0	7	48	6.85
Myers, Timothy	7	8	4	0	2.00	20.0	5	160	32.00
Nankivell-Sandor, Jesse	9	43	7	0	6.14	52.2	8	154	19.25
O'Brien, John	10	208	9	5	52.00	50.0	16	122	7.62
O'Brien, Reilly	15	175	14	9	35.00	26.2	8	82	10.25
O'Brien, Sam	15	158	13	11	79.00	38.0	14	92	6.57
O'Brien, Toby	15	111	14	10	27.75	30.0	13	106	8.15
O'Haire, Chris	8	9	4	1	3.00	11.0	1	56	56.00
Panousieris, Andreas	14	6	10	1	0.66	20.0	2	116	58.00
Jessie Parry	2	1	1	0	1.00	2.0	3	13	4.33
Paz, Lisandro	3	26	3	3	-	4.0	2	20	10.00
Radford, James	14	18	11	2	2.00	26.0	4	85	21.25
Ramselaar, Joshua	8	2	5	1	0.50	19.0	3	81	27.00
Rawlinson, James	9	171	9	4	34.20	34.0	10	115	11.50
Reitano, Frankie	14	155	11	7	38.75	36.3	16	68	4.25
Rennex, Joshua	15	156	15	7	19.50	22.3	11	113	10.27
Rennex, Mathew	10	91	7	2	18.20	51.0	12	119	9.92
Sago, Oscar	8	36	7	1	6.00	39.0	6	178	29.67
Santini, Matthew	13	73	12	7	14.60	24.0	7	81	11.57
Saragias, James	14	76	13	7	12.67	27.0	4	116	29.00
Scheirich, Daniel	8	20	5	1	5.00	11.0	3	49	16.33
Simmons, Hannah-Louise	7	47	8	2	7.83	20.0	4	152	38.00
Spagna, Lisa	8	82	8	3	16.40	23.0	3	232	77.33
Spagna, Mark	13	175	13	9	43.75	38.0	10	108	10.80
Stafford, Chris	10	119	11	5	19.83	64.0	31	65	2.09
Stevenson, Cameron	8	39	6	4	19.50	37.0	6	140	23.33
Stubbs, Grant	15	99	14	10	24.75	27.0	4	144	36.00
Tankard, Kurtis	15	125	15	8	17.86	26.0	12	89	7.92
Thornycroft, Ryan	9	130	8	1	18.57	20.0	2	85	42.50
Vallier, Eleanor	9	52	8	3	10.40	19.0	2	137	68.50
Van Loon, Joe	10	120	8	1	17.14	32.3	8	106	13.25

# MVCC total Season Stats 2004/05

<u>Name</u>	<u>Games</u>	<u>Runs</u>	<u>Inns</u>	<u>Not out</u>	<u>Ave</u>	<u>Overs</u>	<u>Wkts</u>	<u>Runs</u>	<u>Ave</u>
Walker, Guy	14	204	14	7	29.14	21.5	12	42	3.50
White, Brendan	10	30	7	2	6.00	36.2	13	118	9.07
Wills, Edward	9	54	6	0	9.00	26.0	5	90	18.00
Wilson, Emily	9	31	9	3	5.17	19	1	97	97.00
Wilson, Ned	7	36	5	0	7.20	18.0	8	79	9.88
Wood, Alexander	7	23	7	5	11.50	12.0	5	55	11.00
Wood, Oliver	6	36	6	1	7.20	12.0	2	53	26.50

\*Statistics include first weekend of finals in March

# Most Games - MVCC 1996-2005

<u>Rank</u>	<u>Name</u>	<u>Games</u>	<u>Runs</u>	<u>Ave</u>	<u>Wkts</u>	<u>Career</u>
1	Intagliata, Tanya	105	482	7.77	28	2000-
2	Walker, Nigel	84	253	4.15	59	1996-04
3	King, Tom	83	1405	19.25	72	1996-04
4	Stafford, Chris	77	793	18.02	99	1998-
5	O'Brien, Sam	73	654	24.22	73	2001-
6	Ball, Robbie	71	578	32.11	44	2001-
8	Maginness, Joshua	71	574	20.50	49	1997-05
7	Lewis, Jeff	71	292	7.12	79	1996-03
9	Kolokithas, Iraklis	70	854	20.33	73	1999-
10	Rawlinson, James	70	666	16.65	37	1998-05
12	Rennex, Mathew	69	682	18.43	54	2000-
11	Cheligoy, Matthew	69	450	7.76	41	1999-
13	Desmond, David	68	788	20.74	21	1997-04
16	Harding, Ben	67	1106	30.72	59	1998-04
14	Brown, Liam	67	638	10.63	19	1999-05
15	Coventry-Poole, Sam	67	600	33.33	38	2000-
18	Ryan, Robert	66	1128	23.50	17	1996-02
17	Bonfa, Frank	66	453	11.05	23	2000-
19	Clarke, Ethan	65	414	16.56	32	2000-
20	O'Haire, Chris	65	221	4.80	23	1999-05
22	Johnston, James	64	634	21.13	32	2000-
24	Wilson, Tom	64	429	14.30	60	1996-04
23	Walker, Murray	64	381	11.21	57	1996-02
21	Coventry-Poole, Liam	64	248	8.55	27	1997-04
25	Reitano, Joe	63	985	24.02	81	1996-02
26	Legato, Peter	62	198	7.07	32	2000-
28	Ferrier, Sam	61	668	18.56	31	2001-
27	Ayers, Daniel	61	251	5.97	36	1996-02
31	Madigan, Julian	60	1112	24.17	33	1997-03
32	Wellard, Sam	60	613	12.30	74	1997-03
30	Intagliata, Robert	60	591	12.06	40	2000-
29	Fisher, Tim	60	201	5.74	27	1996-02
34	Fenaughty, Cian	59	435	11.15	19	2000-
33	Clarke, James	59	228	6.91	29	1996-02
35	Bonfa, Steven	58	513	10.26	35	2000-
36	Golds, Jessie	57	274	11.91	24	1997-03
39	Thomas, Matthew	56	1301	34.23	68	1997-03
38	Mason, Lucas	56	670	17.63	32	1998-03
37	Clarke, Jackson	56	124	2.53	27	2000-
40	Sturrock, Sean	55	434	8.68	46	1999-04
41	Chiera, Peter	54	589	42.07	51	2002-
44	Threlfall, David	54	483	10.98	48	1999-04
43	Romano, Lino	54	183	7.32	18	1996-02
42	McInnes, Thomas	54	75	2.08	15	1999-04
45	Lever, Elliot	53	468	19.50	40	2001-
46	O'Leary, Patrick	52	98	3.16	20	1999-
47	O'Brien, John	51	612	18.55	48	2001-
48	Van Loon, Joe	51	543	13.92	43	2001-
49	White, Brendan	51	349	9.69	49	2001-
50	Caluzzi, Gabriel	50	252	8.69	28	2001-
51	Cusack, Kilian	50	242	7.12	17	2001-
52	McMurdo, Brod	50	135	4.35	15	2001-
53	Cameron, Matthew	49	428	17.83	35	2001-05
54	Royal, James	48	120	3.33	27	1997-03
59	Ryan, Luke	47	805	23.67	42	1996-01
57	Felle, Jesse	47	574	15.10	49	1998-03
58	Frenette, Shane	47	504	12.92	22	1996-01
60	Wasif, Nick	47	339	10.27	15	1999-04

# MVCC batting average 2004-05

Minimum 100 runs to qualify

	<u>Name</u>	<u>Average</u>	<u>Runs</u>	<u>Games</u>	<u>Innings</u>	<u>Not out</u>
1	O'Brien, Sam	79.00	158	15	13	11
2	Malone, Luke	56.00	224	14	14	10
3	Intagliata, Michael	54.50	109	11	11	9
4	O'Brien, John	52.00	208	10	9	5
5	Ferrier, Sam	47.33	142	10	6	3
6	Chiera, Peter	47.00	141	14	14	11
7	Spagna, Mark	43.75	175	13	13	9
8	Kritharidis, Nicholas	42.00	210	6	6	1
9	Reitano, Frankie	38.75	155	14	11	7
10	O'Brien, Reilly	35.00	175	15	14	9
11	Rawlinson, James	34.20	171	9	9	4
12	Carlin, Ella	29.60	148	10	10	5
13	Walker, Guy	29.14	204	14	14	7
14	Coote, Alex	28.00	140	15	14	9
15	O'Brien, Toby	27.75	111	15	14	10
16	Memery, Thomas	24.83	149	15	14	8
17	Greene, Honor	23.17	139	11	11	5
18	Stafford, Chris	19.83	119	10	11	5
19	Rennex, Joshua	19.50	156	15	15	7
20	Thorneycroft, Ryan	18.57	130	9	8	1
21	Intagliata, Luke	18.33	110	15	15	9
22	Tankard, Kurtis	17.86	125	15	15	8
23	Van Loon, Joe	17.14	120	10	8	1
24	Coote, Benjamin	16.63	133	15	13	5
25	Martiniello, Benn	16.22	146	15	15	6
26	Johnston, James	14.38	115	15	13	5
27	Fenaughty, Cian	12.00	108	10	12	3

# MVCC Most Runs 2004-05

	<u>Name</u>	<u>Runs</u>	<u>Ave</u>	<u>Games</u>	<u>Inns</u>	<u>Not out</u>
1	Malone, Luke	224	56.00	14	14	10
2	Kritharidis, Nicholas	210	42.00	6	6	1
3	O'Brien, John	208	52.00	10	9	5
4	Walker, Guy	204	29.14	14	14	7
5	Spagna, Mark	175	43.75	13	13	9
6	O'Brien, Reilly	175	35.00	15	14	9
7	Rawlinson, James	171	34.20	9	9	4
8	O'Brien, Sam	158	79.00	15	13	11
9	Rennex, Joshua	156	19.50	15	15	7
10	Reitano, Frankie	155	38.75	14	11	7
11	Memery, Thomas	149	24.83	15	14	8
12	Carlin, Ella	148	29.60	10	10	5
13	Martiniello, Benn	146	16.22	15	15	6
14	Ferrier, Sam	142	47.33	10	6	3
15	Chiera, Peter	141	47.00	14	14	11
16	Coote, Alex	140	28.00	15	14	9
17	Greene, Honor	139	23.17	11	11	5
18	Coote, Benjamin	133	16.63	15	13	5
19	Thorneycroft, Ryan	130	18.57	9	8	1
20	Tankard, Kurtis	125	17.86	15	15	8
21	Van Loon, Joe	120	17.14	10	8	1
22	Stafford, Chris	119	19.83	10	11	5
23	Johnston, James	115	14.38	15	13	5
24	O'Brien, Toby	111	27.75	15	14	10
25	Intagliata, Luke	110	18.33	15	15	9
26	Intagliata, Michael	109	54.50	11	11	9
27	Fenaughty, Cian	108	12.00	10	12	3
28	Stubbs, Grant	99	24.75	15	14	10
29	Rennex, Mathew	91	18.20	10	7	2
30	McConville, Thomas	88	17.60	13	13	8
31	Millanta, Leisha	88	17.60	7	7	2
32	Maguire, Benjamin	88	14.67	15	15	9
33	Downie, Eliza	87	21.75	10	10	6
34	Davies, Tristan	87	17.40	10	10	5
35	Fenaughty, Eamonn	87	14.50	14	13	7
36	Clapp, Thomas	85	21.25	10	9	5
37	King, Lily	84	14.00	7	9	3
38	Spagna, Lisa	82	16.40	8	8	3
39	Brown, Liam	82	8.20	9	10	0
40	Conrick, Miriam	81	27.00	8	8	5
41	Intagliata, Robert	79	8.88	9	9	1
42	Cameron, Matthew	78	19.50	6	5	1
43	Saragias, James	76	12.67	14	13	7
44	Santini, Matthew	73	14.60	13	12	7
45	Bevis, Ryan	72	24.00	13	11	8
46	Comande, Daniel	72	18.00	14	13	9
47	Curran, Liam	70	10.00	14	13	6
48	Dolezal-May, Jason	69	9.86	14	14	7
49	Intagliata, Tanya	69	9.86	16	10	3
50	Lumsden, Jacob	68	13.60	8	6	1
51	Harrington, Nicholas	67	16.75	13	11	7
52	Hobbs, Seamus	66	8.25	14	14	6
53	Lumsden, Justin	64	21.33	8	5	2
54	Cheligoy, Matthew	63	7.88	9	8	0
55	Lever, Elliot	63	7.88	14	12	4
56	Del Giudice, Matthew	62	15.50	14	11	7
57	Ferrier, Amelia	62	15.50	8	7	3
58	Bonfa, Steven	61	12.20	8	7	2
59	McGcary, Lara	61	8.71	6	8	1
60	Kolokithas, Iraklis	60	12.00	9	8	3

# MVCC bowling averages 2004-05

Minimum 12 wickets to qualify

	<u>Name</u>	<u>Average</u>	<u>Wickets</u>	<u>Overs</u>	<u>Runs</u>	<u>Games</u>
1	Stafford, Chris	2.09	31	64.0	65	10
2	Walker, Guy	3.50	12	21.5	42	14
3	Reitano, Frankie	4.25	16	36.3	68	14
4	O'Brien, Sam	6.57	14	38.0	92	15
5	Bharadwaj, Mayunk	6.66	12	24.0	80	12
6	Comande, Daniel	7.42	12	26.0	89	14
7	O'Brien, John	7.62	16	50.0	122	10
8	Gannon, Bede	7.88	17	56.0	134	10
9	Tankard, Kurtis	7.92	12	26.0	89	15
10	O'Brien, Toby	8.15	13	30.0	106	15
11	White, Brendan	9.07	13	36.2	118	10
12	Rennex, Mathew	9.92	12	51.0	119	10
13	Chang, Joshua	11.64	14	28.0	163	14

## INDIVIDUAL & TEAM HONORS

### ASSOCIATION AWARD WINNERS - from MOONEE VALLEY

#### Under 16

2001/02 C Grade batting Joe Reitano 313 runs @ 52.16

2003/04 C Grade wicketkeeping David Desmond 13 catches, 5 stumpings (Award for B/C/D Grades)

#### Under 14

2001/02 E Grade bowling Kelvin Lai 19 wickets @ 7.63

2001/02 E Grade batting Tom King 294 runs @ 42.00

2003/04 Girls batting Lily King 119 runs @ 23.8

2003/04 Girls bowling Lisa Spagna 11 wickets @ 3.46

#### Under 12

1997/98 C Grade bowling Joe Reitano

1997/98 E Grade bowling Hugh Wignell

1998/99 D Grade batting Hugh Wignell 240 runs @ 240.00

2001/02 E Grade bowling Brendan White 16 wickets @ 6.94



# MVCC Most Wickets 2004-05

	<u>Name</u>	<u>Wkts</u>	<u>Runs</u>	<u>Ave</u>	<u>Overs</u>	<u>Games</u>
1	Stafford, Chris	31	65	2.09	64.0	10
2	Gannon, Bede	17	134	7.88	56.0	10
3	Reitano, Frankie	16	68	4.25	36.3	14
4	O'Brien, John	16	122	7.62	50.0	10
5	O'Brien, Sam	14	92	6.57	38.0	15
6	Chang, Joshua	14	163	11.64	28.0	14
7	O'Brien, Toby	13	106	8.15	30.0	15
8	White, Brendan	13	118	9.07	36.2	10
9	Walker, Guy	12	42	3.50	21.5	14
10	Bharadwaj, Mayunk	12	80	6.66	24.0	12
11	Comande, Daniel	12	89	7.42	26.0	14
12	Tankard, Kurtis	12	89	7.92	26.0	15
13	Rennex, Mathew	12	119	9.92	51.0	10
14	Curran, Liam	11	74	6.72	32.3	14
15	Greene, Honor	11	105	9.54	28.0	11
16	Intagliata, Luke	11	113	10.27	29.0	15
17	Rennex, Joshua	11	113	10.27	22.3	15
18	Clarke, Ethan	10	73	7.30	25.0	14
19	Malone, Luke	10	93	9.30	22.0	14
20	Spagna, Mark	10	108	10.80	38.0	13
21	Rawlinson, James	10	115	11.50	34.0	9
22	Kolokithas, Iraklis	9	75	8.33	34.5	9
23	Del Giudice, Matthew	9	84	9.33	24.2	14
24	Coote, Benjamin	9	88	9.77	39.0	15
25	Foster, Nicholas	9	135	15.00	25.0	13
26	Cameron, Matthew	8	47	5.88	11.0	6
27	Lever, Elliot	8	57	7.12	27.0	14
28	Fenaughty, Eamonn	8	77	9.62	28.0	14
29	Wilson, Ned	8	79	9.88	18.0	7
30	O'Brien, Reilly	8	82	10.25	26.2	15
31	Chiera, Peter	8	92	11.50	32.0	14
32	Carlin, Ella	8	100	12.50	25.0	10
33	Ferrier, Sam	8	104	13.00	39.0	10
34	Van Loon, Joe	8	106	13.25	32.3	10
35	Memery, Thomas	8	129	16.12	31.1	15
36	Nankivell-Sandor, Jesse	8	154	19.25	52.2	9
37	Millanta, Leisha	7	48	6.85	16.0	7
38	Balakel, Nathan	7	75	10.71	19.0	10
39	Ball, Robbie	7	75	10.71	26.3	12
40	Intagliata, Michael	7	75	10.71	17.0	11
41	Harrington, Nicholas	7	80	11.42	26.0	13
42	Santini, Matthew	7	81	11.57	24.0	13
43	Hobbs, Seamus	7	112	16.00	26.2	14
44	Caluzzi, Gabriel	7	135	19.29	24.0	7
45	Maguire, Benjamin	7	192	27.42	29.0	15
46	Blake, Marcus	6	42	7.00	24.0	12
47	Ferrier, Jacob	6	54	9.00	15.0	7
48	Lenz, William	6	70	11.66	19.0	12
48	Bevis, Ryan	6	72	12.00	25.3	13
49	Davies, Tristan	6	78	13.00	18.0	10
51	Stevenson, Cameron	6	140	23.33	37.0	8
52	Sago, Oscar	6	178	29.67	39.0	8

# 1996-2005 - most overs bowled

	<u>Name</u>	<u>Overs</u>	<u>Wkts</u>	<u>Average</u>	<u>Runs Agst.</u>	<u>Games</u>	<u>Career</u>
1	Wellard, Sam	368.4	74	14.02	1038	60	1997-03
2	Reitano, Joe	329.4	81	11.18	906	63	1996-02
3	King, Tom	319.5	72	14.40	1037	83	1996-04
4	Walker, Murray	261.0	57	13.80	787	64	1996-02
5	Kolokithas, Iraklis	260.5	73	9.12	666	70	1999-
6	Stafford, Chris	258.0	99	7.14	707	77	1998-
7	Thomas, Matthew	255.3	68	10.76	732	56	1997-03
8	Walker, Nigel	255.1	59	13.72	810	84	1996-04
9	Lewis, Jeff	252.0	79	9.73	769	71	1996-03
10	Harding, Ben	242.3	59	11.96	706	67	1998-04
11	Threlfall, David	233.3	48	13.35	641	54	1999-04
12	Cheligoy, Matthew	212.5	41	20.87	856	69	1999-
13	Sturrock, Sean	207.0	46	17.39	800	55	1999-04
14	Rennex, Mathew	206.3	54	12.00	648	69	2000-
15	Nankivell-Sandor, Jesse	197.2	34	18.67	635	37	2001-05
16	Ryan, Luke	196.5	42	14.02	589	47	1996-01
17	Wilson, Tom	192.1	60	9.15	549	64	1996-04
18	Intagliata, Tanya	190.0	28	32.71	916	105	2000-
19	O'Brien, Sam	189.0	73	7.00	511	73	2001-
20	Intagliata, Robert	188.3	40	18.42	737	60	2000-
21	Rawlinson, James	184.1	37	17.86	661	70	1998-05
22	Bonfa, Steven	171.1	35	19.85	695	58	2000-
23	O'Brien, John	167.5	48	10.56	507	51	2001-
24	Ball, Robbie	166.3	44	13.31	586	71	2001-
25	Maginness, Joshua	164.4	49	11.71	574	71	1997-05
26	Kritharidis, Nick	163.0	20	18.90	378	31	2001-05
27	Ayers, Daniel	161.1	36	14.63	527	61	1996-02
28	White, Brendan	160.0	49	10.75	527	51	2001-
29	Felle, Jesse	150.1	49	10.44	512	47	1998-03
30	Mason, Lucas	148.0	32	17.62	564	56	1998-03
31	Fisher, Tim	146.5	27	23.03	622	60	1996-02
32	Van Loon, Joe	144.1	43	10.79	464	51	2001-
33	O'Haire, Chris	142.3	23	27.69	637	65	1999-05
34	Johnston, James	141.5	32	14.84	475	64	2000-
35	Clarke, Ethan	141.0	32	14.25	456	65	2000-
36	Coventry-Poole, Liam	135.2	27	22.85	617	64	1997-04
37	Borrell, Alexei	135.0	36	12.97	467	43	2001-
38	Ferrier, Sam	134.0	31	14.09	437	61	2001-
39	Coventry-Poole, Sam	131.2	38	11.42	434	67	2000-
40	Cameron, Matthew	131.0	35	11.60	406	49	2001-05
41	Caluzzi, Gabriel	130.0	28	21.32	597	50	2001-
42	Bonfa, Frank	130.0	23	24.08	554	66	2000-
43	Chiera, Peter	128.0	51	9.49	484	54	2002-
44	Legato, Peter	127.0	32	15.78	505	62	2000-
45	Clarke, James	124.3	29	19.79	574	59	1996-02
46	Lai, Kelvin	121.0	30	13.63	409	24	2001-04
47	Clarke, Jackson	119.0	27	26.29	710	56	2000-
48	Madigan, Julian	118.5	33	14.21	469	60	1997-03
49	Lever, Elliot	115.0	40	7.90	316	53	2001-
50	Buultjens, Phillip	112.0	25	16.28	407	28	2001-2004
51	Wasif, Nick	109.3	15	30.26	454	47	1999-04
52	Ryan, Robert	109.0	17	21.41	364	66	1996-02
53	Cusack, Kilian	107.0	17	25.82	439	50	2001-
54	Frenette, Shane	106.1	22	20.00	440	47	1996-01
55	Golds, Jessie	106.0	24	19.91	478	57	1997-03
56	Fenaughty, Cian	101.0	19	25.94	493	59	2000-
57	Gannon, Bede	100.0	30	7.83	235	21	2003-
58	Wood, Jack	99.1	28	14.14	396	41	2001-

## Combined Statistics MVCC 1996-2005

<u>Name</u>	<u>Games</u>	<u>Runs</u>	<u>Inns</u>	<u>Not Outs</u>	<u>Ave</u>	<u>Overs</u>	<u>Wkts</u>	<u>Runs Agst.</u>	<u>Average</u>	<u>Career</u>
Ahmed, Ashmid	4	12	4	1	4.00	11.0	2	50	25.00	2000-01
Alder, Edward	17	39	16	8	4.88	31.0	8	143	17.88	1999-01
Ali, Shoan	13	44	13	4	4.89	28.0	5	118	23.60	2000-01
Allen, Georgia	8	37	8	2	6.17	19.0	3	82	27.33	2002-03
Allan, Nicholas	30	84	29	11	4.67	79.0	22	273	12.41	1999-01
Amad, Marcus	2	8	2	1	8.00	12.0	5	23	4.60	2003-04
Ambesi, Francis	14	48	14	3	4.36	35.0	9	122	13.55	2003-
Anticevic, Jesse	23	123	23	17	20.82	38.0	15	112	7.46	1998-01
Anticevic, Luke	3	6	3	2	6.00	6.0	1	29	29.00	1998-99
Armour, William	6	27	7	0	3.80	25.0	5	85	17.00	1999-00
Arvanitis, Peter	2	39	2	0	19.50	7.0	1	22	22.00	2002-03
Ayers, Daniel	61	251	61	19	5.97	161.1	36	527	14.63	1996-02
Ayers, Jason	43	186	40	15	7.44	66.0	10	248	24.80	1996-00
Ayers, Thomas	38	66	39	21	3.67	53.0	9	195	21.66	1996-04
Balasingam, Neisha	9	98	9	7	49.00	26.0	3	162	54.00	2003-04
Bulhakow, Nathan	10	29	9	5	7.25	19.0	7	75	10.71	2004-
Ball, Robbie	71	578	67	49	32.11	166.3	44	586	13.31	2001-
Barter, Saxon	14	83	13	6	11.86	28.0	9	113	12.56	2001-02
Benincasa, Clementine	9	53	9	4	10.60	17.0	7	82	11.71	2002-03
Bevis, Ryan	17	84	15	11	21.00	32.3	7	110	15.71	2001-03
Bharadwaj, Mayunk	12	56	12	3	6.22	24.0	12	80	6.66	2004-
Blake, Marcus	24	139	22	11	12.63	53.0	20	97	4.85	2003-
Bonfa, Frank	66	453	64	23	11.05	130.0	23	554	24.08	2000-
Bonfa, Steven	58	513	63	13	10.26	171.1	35	695	19.85	2000-
Borrell, Alexei	43	383	40	10	12.77	135.0	36	467	12.97	2001-
Bradley, Sam	17	59	17	5	4.91	34.0	10	150	15.00	2003-
Breschkin, Scott	27	120	23	5	6.66	55.1	8	244	30.50	1997-00
Brown, Huon	1	-	0	0	-	5.0	1	6	6.00	2002-03
Brown, Isaac	6	8	5	2	2.67	10.0	1	66	66.00	2004-
Brown, Liam	67	638	75	15	10.63	86.0	19	278	14.63	1999-05
Bryant, Robert	11	37	11	3	4.63	21.3	2	118	59.00	2004-
Bunworth, Matthew	24	32	23	13	3.20	19.1	4	88	12.57	1997-00
Burgmann, Xavier	31	312	29	22	44.57	56.3	24	127	5.29	2002-
Buultjens, Phillip	28	516	30	5	20.64	112.0	25	407	16.28	2001-2004
Caluzzi, Gabriel	50	252	46	17	8.69	130.0	28	597	21.32	2001-
Cameron, Matthew	49	428	47	23	17.83	131.0	35	406	11.60	2001-05
Campbell, Lucas	12	53	12	5	7.57	22.0	3	131	43.66	2004-
Carlin, Ella	19	181	19	5	12.93	45.0	16	183	11.43	2002-
Carlin, Jules	8	16	8	7	16.00	17.0	1	116	116.00	2002-03
Castagna, Andrew	3	18	2	0	9.00	3.0	1	26	26.00	1997-98
Caven, T.	18	73	18	11	10.43	36.5	8	144	18.00	1999-00
Chang, Joshua	21	50	20	13	7.14	42.0	17	247	14.52	2003-
Chatterton, Louisa	6	52	6	3	17.33	11.0	5	29	5.80	2004-
Cheligoy, Matthew	69	450	78	20	7.76	212.5	41	856	20.87	1999-
Chiera, Peter	54	589	53	39	42.07	128.0	51	484	9.49	2002-
Chilcott, Justin	22	74	19	9	7.4	61.2	15	248	16.5	2000-03
Clapp, Thomas	22	133	21	10	12.09	49.0	7	272	38.85	2003-
Clarke, Amy	1	1	1	0	1.00	2.0	0	8	-	1997-98
Clarke, Ethan	65	414	62	37	16.56	141.0	32	456	14.25	2000-
Clarke, Jackson	56	124	57	8	2.53	119.0	27	710	26.29	2000-
Clarke, James	59	228	49	16	6.91	124.3	29	574	19.79	1996-02
Clarke, C.	11	18	11	9	9.00	21.0	4	67	16.75	1999-00
Comande, Daniel	26	108	25	15	10.80	51.0	23	175	7.60	2003-

## Combined Statistics MVCC 1996-2005

<u>Name</u>	<u>Games</u>	<u>Runs</u>	<u>Inns</u>	<u>Not Outs</u>	<u>Ave</u>	<u>Overs</u>	<u>Wkts</u>	<u>Runs Anst.</u>	<u>Average</u>	<u>Career</u>
Combine, Phillip	11	3	13	2	0.27	22.0	2	222	111.00	2003-
Conlan, Sam	8	51	8	2	8.50	9.0	2	42	21.00	1997-98
Conrick, Miriam	27	214	27	13	15.29	69.0	22	354	16.09	2002-
Cooney, Corey	3	19	3	0	6.33	5.0	2	15	7.50	2000-01
Cooney, Michael	45	148	37	14	6.43	78.0	20	343	17.15	1996-02
Coote, Alex	40	208	39	17	9.45	77.1	18	322	17.88	2003-
Coote, Benjamin	29	199	27	7	9.95	80.0	18	204	11.33	2003-
Corbisiero, Andrew	9	62	7	0	8.85	15.0	3	47	15.66	1998-00
Cornall, Antony	18	69	18	8	6.90	41.5	12	129	10.75	1997-99
Cornall, Michael	19	111	19	8	10.09	46.0	12	138	11.50	1997-99
Cosgriff, Tom	29	86	32	16	5.37	69.0	14	307	21.92	2000-03
Costigan, Joel	18	29	14	2	2.42	30.2	8	171	21.37	2003-05
Coventry-Poole, Liam	64	248	63	34	8.55	135.2	27	617	22.85	1997-04
Coventry-Poole, Sam	67	600	62	44	33.33	131.2	38	434	11.42	2000-
Cremean, Laurence	11	24	11	3	3.00	24.0	3	106	35.33	1998-99
Cross, Mitchell	25	303	25	13	25.25	54.0	20	176	8.80	2002-
Cumming, Morgan	39	137	42	12	4.57	57.0	14	330	23.57	2000-04
Cumming, Ruby	8	21	8	4	5.25	18.0	3	87	29.00	2004-
Curcio, S.	12	16	11	2	1.70	22.0	5	113	22.60	1999-00
Curran, Liam	23	102	22	14	12.75	46.3	17	134	7.88	2003-
Cusack, Kilian	50	242	45	11	7.12	107.0	17	439	25.82	2001-
D'Silva, Steve	8	30	6	1	6.00	13.0	4	49	12.25	2003-04
Daveys, J.	10	19	10	8	9.50	19.0	2	81	40.50	2000-01
Davies, Tristan	10	87	10	5	17.40	18.0	6	78	13.00	2004-
De Silva, Umesh	5	7	6	1	1.40	26.0	6	96	16.00	2001-03
Del Giudice, Matthew	26	118	23	11	9.83	57.2	15	176	11.73	2003-
Del Giudice, Paul	26	59	24	8	3.69	56.4	10	200	20.00	2003-
Delmenico, Lachlan	3	2	3	2	2.00	7.0	1	40	40.00	2003-04
Desmond, David	68	788	68	30	20.74	59.0	21	195	10.26	1997-04
Dionysopoulos, Rebecca	4	28	4	2	14.00	10.0	3	45	15.00	2004-
Dolezal-May, Jason	22	111	22	12	11.10	40.0	9	107	11.89	2003-
Downie, Eliza	28	203	33	14	10.68	26.0	8	133	16.62	2002-
Duffus, Ellyn	19	98	24	8	6.12	33.0	8	136	17.00	2002-04
Falzon, Craig	16	27	12	4	3.38	39.2	10	191	19.10	2002-04
Fasciale, Paul	21	21	21	10	1.90	37.0	3	145	48.33	1998-00
Favaro, Danny	11	40	8	3	8.00	26.0	5	98	19.60	2004-
Felle, Jesse	47	574	50	12	15.10	150.1	49	512	10.44	1998-03
Fenaughty, Cian	59	435	62	23	11.15	101.0	19	493	25.94	2000-
Fenaughty, Eamonn	40	207	38	18	10.35	91.0	28	248	8.85	2003-
Fenaughty, Seamus	27	201	35	3	6.28	60.5	16	216	13.50	2000-04
Feng, Derek	5	26	5	3	13.00	8.0	3	12	4.00	2003-04
Ferrier, Amelia	24	154	25	8	9.06	36.0	11	140	12.72	2002-
Ferrier, Jacob	41	342	46	7	8.77	83.0	20	327	16.35	2001-
Ferrier, Sam	61	668	57	21	18.56	134.0	31	437	14.09	2001-
Finlay, Grace	13	88	16	8	11.00	24.0	10	125	12.50	2002-04
Fisher, Tim	60	201	54	19	5.74	146.5	27	622	23.03	1996-02
Fitzpatrick, David	26	139	25	14	12.63	22.0	7	57	8.14	1996-99
Fitzpatrick, Michael	15	12	15	14	12.00	7.0	2	17	8.50	1997-00
Forsell, Gabrielle	8	32	8	5	10.67	15.0	3	93	31.00	2004-
Foster, Nicholas	13	45	13	9	11.25	25.0	9	135	15.00	2004-
Frangoulis, Peter	9	50	6	1	10.00	23.0	2	100	50.00	2001-05
Frenette, Shane	47	504	48	9	12.92	106.1	22	440	20.00	1996-01
Galea, Alix	8	65	11	0	5.91	16.0	3	61	20.33	2002-03

## Combined Statistics MVCC 1996-2005

<u>Name</u>	<u>Games</u>	<u>Runs</u>	<u>Inns</u>	<u>Not Outs</u>	<u>Ave</u>	<u>Overs</u>	<u>Wkts</u>	<u>Runs Agst.</u>	<u>Average</u>	<u>Career</u>
Gannon, Bede	21	117	19	5	8.36	100.0	30	235	7.83	2003-
Gaut, Mark	13	120	13	1	10.00	14.0	0	77	*	1996-00
Gervasi, Matthew	16	123	16	11	24.60	33.0	13	124	9.53	2002-
Girdwood, Mick	22	84	22	12	8.40	57.0	17	164	9.64	2002-
Gleeson, Thomas	17	66	17	10	9.42	36.0	9	186	20.66	2001-
Golds, Jessie	57	274	57	34	11.91	106.0	24	478	19.91	1997-03
Gouliotidis, Liam	8	18	6	1	3.60	27.4	9	68	7.55	2001-04
Gouliotidis, Tom	19	107	19	9	10.70	45.0	16	126	7.87	2002-04
Greene, Honor	11	139	11	5	23.17	28.0	11	105	9.54	2004-
Griffin, Ryan	2	7	2	0	3.50	2.0	1	9	9.00	1997-98
Guthrie, Jarod	23	59	22	4	3.28	55.0	13	232	17.84	1999-02
Hadjimouratis, Dimitri	11	105	11	3	13.12	31.0	8	139	17.37	2001-02
Halfpenny, Marcus	25	137	25	16	15.22	48.0	14	144	10.28	1999-01
Harding, Ben	67	1106	66	30	30.72	242.3	59	706	11.96	1998-04
Harrington, Nicholas	27	286	25	13	23.83	61.1	13	246	18.92	2003-
Hobbs, Seamus	21	110	21	11	11.00	38.2	10	153	15.30	2003-
Hoogenbosch, James	25	102	23	3	5.10	45.0	14	199	14.21	2001-
Hopkins, Beau	24	73	22	8	5.21	53.0	8	181	22.62	1998-00
Horne, Damian	27	99	22	4	5.50	16.0	5	107	21.40	2000-03
Horne, Kane	22	65	26	1	2.60	40.0	5	177	35.40	2001-03
Intagliata, Luke	45	196	44	23	9.33	92.0	25	398	15.92	2002-
Intagliata, Melissa	43	199	40	16	8.29	84.0	16	411	25.68	2001-
Intagliata, Michael	38	237	38	30	29.63	62.0	18	287	15.94	2002-
Intagliata, Robert	60	591	69	20	12.06	188.3	40	737	18.42	2000-
Intagliata, Tanya	105	482	96	34	7.77	190.0	28	916	32.71	2000-
Isherwood, Harry	13	33	13	9	8.25	25.0	8	111	13.87	2003-
Jabboury, Joshua	2	1	2	0	0.50	1.0	0	20	-	2002-03
Janes, Robert	14	51	14	9	10.20	23.0	3	115	38.33	2004-
Johnston, James	64	634	61	31	21.13	141.5	32	475	14.84	2000-
Juniper, Adrian	7	43	4	0	10.75	3.0	1	25	25.00	2004-
Kanjo, James	1	1	1	0	1.00	2.0	0	15	-	2003-
Keys, Alexander	22	121	24	6	6.72	54.0	22	210	9.54	2001-04
King, Ben	12	16	12	3	2.00	24.0	1	162	162.00	2002-03
King, Lily	28	326	31	9	14.81	69.0	26	305	11.73	2002-
King, Tom	83	1405	97	24	19.25	319.5	72	1037	14.40	1996-04
Kolokithas, Iraklis	70	854	72	30	20.33	260.5	73	666	9.12	1999-
Kriekenbeek, Adam	1	0	1	1	-	0.0	0	0	-	2003-04
Kritharidis, Nick	31	502	27	5	22.82	163.0	20	378	18.90	2001-05
Lai, Kelvin	24	88	24	5	4.63	121.0	30	409	13.63	2001-04
Lai, William	8	23	6	0	3.83	19.5	7	105	15.00	2000-01
Laybourne, Shane	8	9	7	3	2.25	15.0	2	77	38.50	2000-01
Legato, Peter	62	198	59	31	7.07	127.0	32	505	15.78	2000-
Lenz, William	12	35	10	3	5.00	19.0	6	70	11.66	2004-
Lever, Elliot	53	468	50	26	19.50	115.0	40	316	7.90	2001-
Lewis, Jeff	71	292	71	30	7.12	252.0	79	769	9.73	1996-03
Liberogiannis, Steve	13	60	11	4	8.57	25.0	3	100	33.33	1998-00
Lumsden, Jacob	37	277	35	9	10.65	87.0	22	327	14.86	2002-
Lumsden, Justin	37	206	34	7	7.63	92.0	15	379	25.26	2002-
MacFarlane, Julian	16	65	13	6	9.28	24.0	6	68	11.33	1997-00
MacFarlane, Tom	16	14	13	5	1.75	46.0	11	132	12.00	1997-00
Mackinnon, Shannon	25	77	23	6	4.53	43.0	6	232	38.66	2002-
Madigan, Ariel	7	5	7	6	5.00	12.0	0	72	-	1999-00
Madigan, Julian	60	1112	60	14	24.17	118.5	33	469	14.21	1997-03

## Combined Statistics MVCC 1996-2005

<u>Name</u>	<u>Games</u>	<u>Runs</u>	<u>Inns</u>	<u>Not Outs</u>	<u>Ave</u>	<u>Overs</u>	<u>Wkts</u>	<u>Runs Agst</u>	<u>Average</u>	<u>Career</u>
Maginness, Joshua	71	574	64	36	20.50	164.4	49	574	11.71	1997-05
Maguire, Benjamin	15	88	15	9	14.67	29.0	7	192	27.42	2004-
Maguire, Brendan	18	115	18	6	9.58	28.0	6	134	22.33	1996-98
Makdessi, Andrew	3	8	4	1	2.66	1.0	0	14	-	1999-00
Malcolm, Patrick	7	20	7	1	3.33	36.2	13	97	7.46	1997-98
Malcolm, Rhys	7	137	8	3	27.40	42.0	7	124	17.71	2000-01
Malone, Luke	14	224	14	10	56.00	22.0	10	93	9.30	2004-
Mangan, Daniel	10	266	11	1	26.60	80.3	21	243	11.57	1997-00
Mangione, Joe	8	25	9	0	2.76	26.3	4	123	30.75	1999-01
Martiniello, Benn	15	146	15	6	16.22	26.0	5	92	18.40	2004-
Mason, Lucas	56	670	57	19	17.63	148.0	32	564	17.62	1998-03
Mawson, Patrick	37	144	37	15	6.55	85.0	19	312	16.42	2001-
McAuslan, John	3	17	2	0	8.50	1.0	0	6	-	1997-98
McAuslan, Niall	7	0	7	7	-	0.0	0	0	-	1996-97
McBain, Iain	4	48	2	1	48.00	12.3	3	56	18.66	1997-98
McConville, Thomas	13	88	13	8	17.60	21.0	5	90	18.00	2004-
McDonald, Quinn	19	51	16	3	3.92	39.0	6	145	24.16	2003-
McGeary, Lara	6	61	8	1	8.71	21.0	2	92	46.00	2004-
McGorry, Liam	19	90	17	9	11.25	32.3	6	118	19.66	1997-99
McHutchison, Aaron	42	220	41	15	8.46	90.4	16	310	19.37	1996-00
McInnes, Thomas	54	75	55	19	2.08	73.0	15	468	31.20	1999-04
McKay, Jake	5	16	4	1	5.33	9.0	2	21	10.50	2004-05
McKean, Isaiah	15	26	14	4	2.60	26.1	5	146	29.20	2001-02
McMurdo, Brod	50	135	46	15	4.35	94.0	15	509	33.93	2001-
Memery, Thomas	15	149	14	8	24.83	31.1	8	129	16.12	2004-
Millanta, Leisha	25	262	29	8	12.48	49.0	19	146	7.68	2002-
Monello, Angelo	14	9	14	5	1.00	24.0	5	102	20.40	1999-00
Morello, Michael	33	84	33	22	7.64	79.0	14	444	31.71	2001-
Morris, Oliver	12	29	12	9	9.60	14.0	1	55	55.00	1998-00
Moulton, James	28	254	27	14	19.53	62.0	27	175	6.48	2001-
Myers, Timothy	7	8	4	0	2.00	20.0	5	160	32.00	2004-
Nankivell-Sandor, Jesse	37	247	39	4	7.06	197.2	34	635	18.67	2001-05
Oakley, Luke	17	193	17	10	27.57	38.0	9	116	12.88	2002-
O'Brien, John	51	612	48	15	18.55	167.5	48	507	10.56	2001-
O'Brien, Reilly	30	229	29	16	17.62	56.2	15	176	11.73	2003-
O'Brien, Sam	73	654	72	45	24.22	189.0	73	511	7.00	2001-
O'Brien, Toby	18	119	17	12	23.80	37.0	16	128	8.00	2003-
O'Haire, Chris	65	221	55	9	4.80	142.3	23	637	27.69	1999-05
O'Haire, Damian	3	21	4	1	7.00	1.0	1	14	14.00	1999-00
O'Haire, Michael	7	62	8	0	7.75	17.0	4	69	17.25	1999-00
O'Leary, Patrick	52	98	50	19	3.16	88.5	20	388	19.40	1999-
O'Leary, Sean	14	66	14	6	8.25	32.0	7	114	16.29	1999-00
Panousieris, Andreas	14	6	10	1	0.66	20.0	2	116	58.00	2004-
Panyanouvong, Bobby	7	3	3	1	1.50	7.0	4	28	7.00	2001-02
Jessie Parry	2	1	1	0	1.00	2.0	3	13	4.33	2004-05
Patira, Liam	4	70	3	1	35.00	13.0	5	75	15.00	1999-00
Paz, Lisandro	3	26	3	3	-	4.0	2	20	10.00	2004-
Phillips, Oliver	30	123	30	15	8.20	60.0	9	273	30.33	1998-01
Piscatelli, Anthony	19	67	21	10	6.09	28.0	6	136	22.66	1998-00
Potts, Ryan	4	42	2	0	21.00	10.0	3	30	10.00	1997-98
Prior, Alex	3	51	2	2	-	16.0	1	56	56.00	1997-98
Privatera, Keelan	2	5	2	0	2.50	6.0	2	26	13.00	2000-01
Radford, James	14	18	11	2	2.00	26.0	4	85	21.25	2004-

## Combined Statistics MVCC 1996-2005

<u>Name</u>	<u>Games</u>	<u>Runs</u>	<u>Inns</u>	<u>Not Outs</u>	<u>Ave</u>	<u>Overs</u>	<u>Wkts</u>	<u>Runs Agst.</u>	<u>Average</u>	<u>Career</u>
Rae, Gabe	8	45	12	2	4.50	33.0	7	89	12.71	1999-00
Ramselaar, Joshua	8	2	5	1	0.50	19.0	3	81	27.00	2004-
Rawlinson, James	70	666	69	29	16.65	184.1	37	661	17.86	1998-05
Rees, Dashiell	24	109	27	6	5.19	54.0	12	192	16.00	1997-00
Reitano, Frankie	29	231	24	13	21.00	81.3	26	169	6.50	2002-
Reitano, Joe	63	985	61	20	24.02	329.4	81	906	11.18	1996-02
Rennex, Joshua	32	211	31	15	13.19	64.3	25	243	9.72	2003-
Rennex, Mathew	69	682	66	29	18.43	206.3	54	648	12.00	2000-
Robilliard, Marc	16	7	16	8	0.88	24.0	3	144	48.00	1996-97
Robilliard, Stephen	10	0	9	9	-	0.0	0	0	-	1996-97
Robortella, James	24	98	24	8	6.13	54.0	10	180	18.00	1999-01
Robortella, Nick	27	196	26	13	15.08	56.0	10	178	17.80	2001-
Robinson-Long, M.	12	59	12	7	11.80	25.0	5	67	13.40	1999-00
Romano, Franco	45	341	39	12	12.63	94.0	19	374	19.68	1996-01
Romano, Lino	54	183	49	24	7.32	63.1	18	222	12.33	1996-02
Romano, Sabrina	22	-	21	21	-	0.0	0	0	-	1996-99
Rowe, Juliet	3	21	3	0	7.00	7.0	2	40	20.00	2002-03
Royal, James	48	120	45	9	3.33	90.0	27	392	14.51	1997-03
Ryan, Luke	47	805	50	16	23.67	196.5	42	589	14.02	1996-01
Ryan, Robert	66	1128	68	20	23.50	109.0	17	364	21.41	1996-02
Sago, Oscar	8	36	7	1	6.00	39.0	6	178	29.67	2004-
Santin, Robert	6	18	6	1	3.50	13.0	1	63	63.00	2002-03
Santini, Matthew	13	73	12	7	14.60	24.0	7	81	11.57	2004-
Saragias, Chris	11	19	11	7	4.75	22.0	15	73	4.86	2003-
Saragias, James	27	112	26	15	10.18	51.0	9	196	21.77	2003-
Saunders, Mikayla	5	6	2	4	3.00	10.0	1	17	17.00	2002-03
Scales, Cailean	11	37	11	6	7.40	21.0	3	79	26.33	1999-00
Scales, Tim	16	39	16	8	4.88	31.0	6	81	13.50	1999-01
Scheirich, Daniel	15	34	13	4	3.78	36.0	7	167	23.85	2003-
Schulte, Thomas	4	8	2	2	-	3.0	1	21	21.00	1997-98
Schumann, David	7	79	8	1	11.28	29.0	1	115	115.00	2000-01
Simmons, Hannah-Louise	17	110	21	7	7.86	39.0	16	215	13.43	2003-
Smith, Robert	27	103	29	6	4.47	52.0	15	218	14.53	1997-00
Spagna, Lisa	24	297	25	15	29.70	55.0	21	329	15.66	2002-
Spagna, Mark	26	284	26	18	35.50	64.0	26	150	5.76	2003-
Stafford, Chris	77	793	79	35	18.02	258.0	99	707	7.14	1998-
Stephen, L.	2	2	1	1	-	4.0	1	21	21.00	1998-99
Stephens, James	18	105	17	9	13.12	40.0	12	139	11.58	1997-99
Stevenson, Cameron	8	39	6	4	19.50	37.0	6	140	23.33	2004-
Streete, Dean	1	0	1	0	-	-	-	-	-	2003-04
Streete, Joel	9	173	9	3	28.83	26.0	5	111	22.20	2003-04
Stubbs, Grant	15	99	14	10	24.75	27.0	4	144	36.00	2004-
Sturrock, Sean	55	434	63	13	8.68	207.0	46	800	17.39	1999-04
Tankard, Kurtis	28	175	28	16	14.58	50.0	22	162	7.36	2003-
Templeton, Sam	12	82	12	8	20.50	21.0	5	80	16.00	2002-
Thomas, J.	1	0	1	0	-	3.0	2	5	2.50	1999-00
Thomas, Matthew	56	1301	60	22	34.23	255.3	68	732	10.76	1997-03
Thornycroft, Ryan	9	130	8	1	18.57	20.0	2	85	42.50	2004-
Threlfall, David	54	483	53	9	10.98	233.3	48	641	13.35	1999-04
Tran, Francis	12	2	7	1	0.33	82.4	12	263	21.91	2002-04
Vallier, Eleanor	29	170	31	11	8.50	60.0	13	299	23.00	2002-
Van Loon, Joe	51	543	49	10	13.92	144.1	43	464	10.79	2001-
Van Niel, Nicholas	9	46	9	1	5.75	21.0	1	85	85.00	2002-03

## Combined Statistics MVCC 1996-2005

<u>Name</u>	<u>Games</u>	<u>Runs</u>	<u>Inns</u>	<u>Not Outs</u>	<u>Ave</u>	<u>Overs</u>	<u>Wkts</u>	<u>Runs Agst</u>	<u>Average</u>	<u>Career</u>
Verso, Tomas	20	112	24	4	5.60	46.2	6	208	34.66	2001-03
Walker, Guy	14	204	14	7	29.14	21.5	12	42	3.50	2004-
Walker, Murray	64	381	57	23	11.21	261.0	57	787	13.80	1996-02
Walker, Nigel	84	253	86	25	4.15	255.1	59	810	13.72	1996-04
Wasif, Nick	47	339	48	15	10.27	109.3	15	454	30.26	1999-04
Welivitiya, Hesara	14	83	14	4	8.30	41.0	9	156	17.33	2002-04
Welivitiya, Shavindhi	11	59	13	7	9.83	21.0	8	65	8.12	2003-04
Wellard, Sam	60	613	65	15	12.30	368.4	74	1038	14.02	1997-03
White, Brendan	51	349	49	13	9.69	160.0	49	527	10.75	2001-
Whiter, Thomas	37	187	37	7	6.23	80.0	13	387	29.76	2001-
Wignell, Hugh	32	417	30	18	34.75	57.0	14	121	8.64	1996-99
Williams, Adam	7	13	7	4	4.33	13.0	2	81	40.50	2002-03
Williams, Jack	12	71	12	3	8.00	31.0	1	150	150.00	2002-03
Wills, Edward	9	54	6	0	9.00	26.0	5	90	18.00	2004-
Wilson, Chloe	10	87	12	7	17.40	18.0	8	59	7.37	2003-04
Wilson, Emily	9	31	9	3	5.17	19	1	97	97.00	2004-
Wilson, Holly	9	87	11	1	8.70	5.0	1	20	20.00	1997-03
Wilson, Ned	40	409	38	18	20.45	87.3	30	358	11.93	2001-
Wilson, Tom	64	429	58	28	14.30	192.1	60	549	9.15	1996-04
Winetti, Ricky	24	87	22	7	5.80	45.0	8	200	25.00	1997-00
Wood, Alexander	7	23	7	5	11.50	12.0	5	55	11.00	2004-05
Wood, Jack	41	243	40	21	12.79	99.1	28	396	14.14	2001-
Wood, Oliver	6	36	6	1	7.20	12	2	53	26.50	2004-05
Wylie, Nicholas	15	26	14	8	4.33	26.0	8	155	19.38	2001-
Wylie, Sam	3	5	2	1	5.00	5.0	0	30	*	2001-



# MVCC combined junior and senior statistics 1996-2005

To qualify: Minimum 4 games in both juniors and seniors

<u>Name</u>	<u>Games</u>	<u>Runs</u>	<u>Completed</u>		<u>Ave</u>	<u>Overs</u>	<u>Wkts</u>	<u>Runs</u>	<u>Average</u>	<u>Career</u>
			<u>innings</u>							
Ayers, Daniel	86	401	61		6.57	244.1	49	943	19.24	1996-
Brown, Liam	71	668	64		10.44	103.0	25	320	12.80	1999-
Clarke, James	86	392	62		6.32	188.3	42	979	23.30	1996-
Costigan, Joel	25	63	19		3.32	35.2	9	236	26.22	2003-
Felle, Jesse	73	796	63		12.63	326.1	85	1130	13.29	1998-
Fenaughty, Seamus	36	212	40		5.30	68.5	17	261	15.35	2000-
Ferrier, Jake	51	384	48		8.00	98.0	23	400	17.39	2001-
Fisher, Tim	96	341	63		5.41	359.5	49	1377	28.10	1996-
Frenette, Shane	85	998	81		12.32	132.1	27	585	21.66	1996-
Gaut, Mark	17	133	14		9.50	16.0	1	92	92.00	1996-00
King, Tom	114	1965	99		19.85	522.5	105	1747	16.63	1996-
Kolokithas, Iraklis	79	949	49		19.37	314.5	91	891	9.79	1999-
Lai, William	43	349	40		8.73	63.5	15	300	20.00	2000-
Lewis, Jeff	89	440	57		7.72	303.0	85	1001	11.77	1996-
Madigan, Julian	72	1281	58		22.09	128.5	35	507	14.48	1997-
Malcolm, Patrick	49	373	39		9.56	414.2	75	1505	20.06	1997-
Malcolm, Rhys	17	241	12		20.08	110.0	13	374	28.76	2000-
Mangan, Daniel	23	273	13		21.00	130.3	33	444	13.45	1997-01
McHutchison, Aaron	48	222	44		5.05	107.4	19	360	18.94	1996-
Nankivell-Sandor, Jesse	51	287	42		6.83	290.2	54	1022	18.92	2001-
O'Haire, Chris	69	234	48		4.88	149.3	23	718	31.21	1999-
O'Haire, Michael	27	129	23		5.61	148.0	22	612	27.81	1999-
Reitano, Joe	73	1229	49		25.08	399.4	99	1147	11.58	1996-
Ryan, Luke	58	868	42		20.67	265.5	57	821	14.40	1996-
Ryan, Robert	80	1314	59		22.27	110.0	17	365	21.47	1996-
Schumann, David	15	166	17		9.76	62.0	4	285	71.25	2000-02
Thomas, Matthew	87	1935	75		25.80	368.3	92	1238	13.45	1997-
Tran, Francis	16	50	11		4.55	108.4	15	364	24.26	2002-
Walker, Murray	99	742	60		12.37	491.0	94	1731	18.41	1996-
Walker, Nigel	98	328	77		4.26	321.1	67	1028	15.34	1996-
Wellard, Sam	81	679	62		10.95	663.4	114	1803	15.81	1997-

# 1996-2005 - best batting averages

Note: Minimum 150 runs to qualify

	<u>Name</u>	<u>Ave</u>	<u>Games</u>	<u>Runs</u>	<u>Inns</u>	<u>Not Outs</u>	<u>Career</u>
1	Malone, Luke	56.00	14	224	14	10	2004-
2	Burgmann, Xavier	44.57	31	312	29	22	2002-
3	Chiera, Peter	42.07	54	589	53	39	2002-
4	Spagna, Mark	35.50	26	284	26	18	2003-
5	Wignell, Hugh	34.75	32	417	30	18	1996-99
6	Thomas, Matthew	34.23	56	1301	60	22	1997-03
7	Coventry-Poole, Sam	33.33	67	600	62	44	2000-
8	Ball, Robbie	32.11	71	578	67	49	2001-
9	Harding, Ben	30.72	67	1106	66	30	1998-04
10	Spagna, Lisa	29.70	24	297	25	15	2002-
11	Intagliata, Michael	29.63	38	237	38	30	2002-
12	Walker, Guy	29.14	14	204	14	7	2004-
13	Streete, Joel	28.83	9	173	9	3	2003-04
14	Oakley, Luke	27.57	17	193	17	10	2002-
15	Mangan, Daniel	26.60	10	266	11	1	1997-00
16	Cross, Mitchell	25.25	25	303	25	13	2002-
17	O'Brien, Sam	24.22	73	654	72	45	2001-
18	Madigan, Julian	24.17	60	1112	60	14	1997-03
19	Reitano, Joe	24.02	63	985	61	20	1996-02
20	Harrington, Nicholas	23.83	27	286	25	13	2003-
21	Ryan, Luke	23.67	47	805	50	16	1996-01
22	Ryan, Robert	23.50	66	1128	68	20	1996-02
23	Kritharidis, Nick	22.82	31	502	27	5	2001-05
24	Johnston, James	21.13	64	634	61	31	2000-
25	Reitano, Frankie	21.00	29	231	24	13	2002-
26	Desmond, David	20.74	68	788	68	30	1997-04
27	Buultjens, Phillip	20.64	28	516	30	5	2001-2004
28	Maginness, Joshua	20.50	71	574	64	36	1997-05
29	Wilson, Ned	20.45	40	409	38	18	2001-
30	Kolokithas, Iraklis	20.33	70	854	72	30	1999-
31	Moulton, James	19.53	28	254	27	14	2001-
32	Lever, Elliot	19.50	53	468	50	26	2001-
33	King, Tom	19.25	83	1405	97	24	1996-04
34	Ferrier, Sam	18.56	61	668	57	21	2001-
35	O'Brien, John	18.55	51	612	48	15	2001-
36	Rennex, Mathew	18.43	69	682	66	29	2000-
37	Stafford, Chris	18.02	77	793	79	35	1998-
38	Cameron, Matthew	17.83	49	428	47	23	2001-05
39	Mason, Lucas	17.63	56	670	57	19	1998-03
40	O'Brien, Reilly	17.62	30	229	29	16	2003-
41	Rawlinson, James	16.65	70	666	69	29	1998-05
42	Clarke, Ethan	16.56	65	414	62	37	2000-
43	Conrick, Miriam	15.29	27	214	27	13	2002-
44	Felle, Jesse	15.10	47	574	50	12	1998-03
45	Robortella, Nick	15.08	27	196	26	13	2001-
46	King, Lily	14.81	28	326	31	9	2002-
47	Tankard, Kurtis	14.58	28	175	28	16	2003-
48	Wilson, Tom	14.30	64	429	58	28	1996-04
49	Van Loon, Joe	13.92	51	543	49	10	2001-
50	Rennex, Joshua	13.19	32	211	31	15	2003-
51	Carlin, Ella	12.93	19	181	19	5	2002-
52	Frenette, Shane	12.92	47	504	48	9	1996-01
53	Wood, Jack	12.79	41	243	40	21	2001-
54	Borrell, Alexei	12.77	43	383	40	10	2001-
55	Romano, Franco	12.63	45	341	39	12	1996-01
56	Millanta, Leisha	12.48	25	262	29	8	2002-
57	Wellard, Sam	12.30	60	613	65	15	1997-03
58	Intagliata, Robert	12.06	60	591	69	20	2000-

# Most runs Moonee Valley 1996-2005

	<u>Name</u>	<u>Runs</u>	<u>Inns</u>	<u>Not Outs</u>	<u>Ave</u>	<u>Games</u>	<u>Career</u>
1	King, Tom	1405	97	24	19.25	83	1996-04
2	Thomas, Matthew	1301	60	22	34.23	56	1997-03
3	Ryan, Robert	1128	68	20	23.50	66	1996-02
4	Madigan, Julian	1112	60	14	24.17	60	1997-03
5	Harding, Ben	1106	66	30	30.72	67	1998-04
6	Reitano, Joe	985	61	20	24.02	63	1996-02
7	Kolokithas, Iraklis	854	72	30	20.33	70	1999-
8	Ryan, Luke	805	50	16	23.67	47	1996-01
9	Stafford, Chris	793	79	35	18.02	77	1998-
10	Desmond, David	788	68	30	20.74	68	1997-04
11	Rennex, Mathew	682	66	29	18.43	69	2000-
12	Mason, Lucas	670	57	19	17.63	56	1998-03
13	Ferrier, Sam	668	57	21	18.56	61	2001-
14	Rawlinson, James	666	69	29	16.65	70	1998-05
15	O'Brien, Sam	654	72	45	24.22	73	2001-
16	Brown, Liam	638	75	15	10.63	67	1999-05
17	Johnston, James	634	61	31	21.13	64	2000-
18	Wellard, Sam	613	65	15	12.30	60	1997-03
19	O'Brien, John	612	48	15	18.55	51	2001-
20	Coventry-Poole, Sam	600	62	44	33.33	67	2000-
21	Intagliata, Robert	591	69	20	12.06	60	2000-
22	Chiera, Peter	589	53	39	42.07	54	2002-
23	Ball, Robbie	578	67	49	32.11	71	2001-
24	Maginness, Joshua	574	64	36	20.50	71	1997-05
25	Felle, Jesse	574	50	12	15.10	47	1998-03
26	Van Loon, Joe	543	49	10	13.92	51	2001-
27	Buultjens, Phillip	516	30	5	20.64	28	2001-2004
28	Bonfa, Steven	513	63	13	10.26	58	2000-
29	Frenette, Shane	504	48	9	12.92	47	1996-01
30	Kritharidis, Nick	502	27	5	22.82	31	2001-05
31	Threlfall, David	483	53	9	10.98	54	1999-04
32	Intagliata, Tanya	482	96	34	7.77	105	2000-
33	Lever, Elliot	468	50	26	19.50	53	2001-
34	Bonfa, Frank	453	64	23	11.05	66	2000-
35	Cheligoy, Matthew	450	78	20	7.76	69	1999-
36	Fenaughty, Cian	435	62	23	11.15	59	2000-
37	Sturrock, Sean	434	63	13	8.68	55	1999-04
38	Wilson, Tom	429	58	28	14.30	64	1996-04
39	Cameron, Matthew	428	47	23	17.83	49	2001-05
40	Wignell, Hugh	417	30	18	34.75	32	1996-99
41	Clarke, Ethan	414	62	37	16.56	65	2000-
42	Wilson, Ned	409	38	18	20.45	40	2001-
43	Borrell, Alexei	383	40	10	12.77	43	2001-
44	Walker, Murray	381	57	23	11.21	64	1996-02
45	White, Brendan	349	49	13	9.69	51	2001-
46	Ferrier, Jacob	342	46	7	8.77	41	2001-
47	Romano, Franco	341	39	12	12.63	45	1996-01
48	Wasif, Nick	339	48	15	10.27	47	1999-04
49	King, Lily	326	31	9	14.81	28	2002-
50	Burgmann, Xavier	312	29	22	44.57	31	2002-
51	Cross, Mitchell	303	25	13	25.25	25	2002-
52	Spagna, Lisa	297	25	15	29.70	24	2002-
53	Lewis, Jeff	292	71	30	7.12	71	1996-03
54	Harrington, Nicholas	286	25	13	23.83	27	2003-
57	Spagna, Mark	284	26	18	35.50	26	2003-
58	Lumsden, Jacob	277	35	9	10.65	37	2002-
59	Golds, Jessie	274	57	34	11.91	57	1997-03
60	Mangan, Daniel	266	11	1	26.60	10	1997-00

# 1996-2005 - best bowling averages

Minimum 16 wickets to qualify

	<u>Name</u>	<u>Wkts</u>	<u>Average</u>	<u>Overs</u>	<u>Runs Agst.</u>	<u>Career</u>
1	Blake, Marcus	20	4.85	53.0	97	2003-
2	Burgmann, Xavier	24	5.29	56.3	127	2002-
3	Spagna, Mark	26	5.76	64.0	150	2003-
4	Moulton, James	27	6.48	62.0	175	2001-
5	Reitano, Frankie	26	6.50	81.3	169	2002-
6	O'Brien, Sam	73	7.00	189.0	511	2001-
7	Stafford, Chris	99	7.14	258.0	707	1998-
8	Tankard, Kurtis	22	7.36	50.0	162	2003-
9	Comande, Daniel	23	7.60	51.0	175	2003-
10	Millanta, Leisha	19	7.68	49.0	146	2002-
11	Gannon, Bede	30	7.83	100.0	235	2003-
12	Gouliotidis, Tom	16	7.87	45.0	126	2002-04
13	Curran, Liam	17	7.88	46.3	134	2003-
14	Lever, Elliot	40	7.90	115.0	316	2001-
15	O'Brien, Toby	16	8.00	37.0	128	2003-
16	Cross, Mitchell	20	8.80	54.0	176	2002-
17	Fenaughty, Eamonn	28	8.85	91.0	248	2003-
18	Kolokithas, Iraklis	73	9.12	260.5	666	1999-
19	Wilson, Tom	60	9.15	192.1	549	1996-04
20	Chiera, Peter	51	9.49	128.0	484	2002-
21	Keys, Alexander	22	9.54	54.0	210	2001-04
22	Girdwood, Mick	17	9.64	57.0	164	2002-
23	Rennex, Joshua	25	9.72	64.3	243	2003-
24	Lewis, Jeff	79	9.73	252.0	769	1996-03
25	Desmond, David	21	10.26	59.0	195	1997-04
26	Felle, Jesse	49	10.44	150.1	512	1998-03
27	O'Brien, John	48	10.56	167.5	507	2001-
28	White, Brendan	49	10.75	160.0	527	2001-
29	Thomas, Matthew	68	10.76	255.3	732	1997-03
30	Van Loon, Joe	43	10.79	144.1	464	2001-
31	Reitano, Joe	81	11.18	329.4	906	1996-02
32	Coote, Benjamin	18	11.33	80.0	204	2003-
33	Coventry-Poole, Sam	38	11.42	131.2	434	2000-
34	Carlin, Ella	16	11.43	45.0	183	2002-
35	Mangan, Daniel	21	11.57	80.3	243	1997-00
36	Cameron, Matthew	35	11.60	131.0	406	2001-05
37	Maginness, Joshua	49	11.71	164.4	574	1997-05
38	King, Lily	26	11.73	69.0	305	2002-
39	Wilson, Ned	30	11.93	87.3	358	2001-
40	Harding, Ben	59	11.96	242.3	706	1998-04
41	Rennex, Mathew	54	12.00	206.3	648	2000-
42	Romano, Lino	18	12.33	63.1	222	1996-02
43	Allan, Nicholas	22	12.41	79.0	273	1999-01
44	Borrell, Alexei	36	12.97	135.0	467	2001-
45	Ball, Robbie	44	13.31	166.3	586	2001-
46	Threlfall, David	48	13.35	233.3	641	1999-04
47	Simmons, Hannah-Louise	16	13.43	39.0	215	2003-
48	Fenaughty, Seamus	16	13.50	60.5	216	2000-04
49	Lai, Kelvin	30	13.63	121.0	409	2001-04
50	Walker, Nigel	59	13.72	255.1	810	1996-04
51	Walker, Murray	57	13.80	261.0	787	1996-02
52	Ryan, Luke	42	14.02	196.5	589	1996-01
53	Wellard, Sam	74	14.02	368.4	1038	1997-03
54	Ferrier, Sam	31	14.09	134.0	437	2001-
55	Wood, Jack	28	14.14	99.1	396	2001-
56	Madigan, Julian	33	14.21	118.5	469	1997-03
57	Clarke, Ethan	32	14.25	141.0	456	2000-
58	King, Tom	72	14.40	319.5	1037	1996-04

# Total most wickets MVCC 1996 - 2005

	<u>Name</u>	<u>Wkts</u>	<u>Average</u>	<u>Overs</u>	<u>Runs Agst.</u>	<u>Games</u>	<u>Career</u>
1	Stafford, Chris	99	7.14	258.0	707	77	1998-
2	Reitano, Joe	81	11.18	329.4	906	63	1996-02
3	Lewis, Jeff	79	9.73	252.0	769	71	1996-03
4	Wellard, Sam	74	14.02	368.4	1038	60	1997-03
6	O'Brien, Sam	73	7.00	189.0	511	73	2001-
5	Kolokithas, Iraklis	73	9.12	260.5	666	70	1999-
7	King, Tom	72	14.40	319.5	1037	83	1996-04
8	Thomas, Matthew	68	10.76	255.3	732	56	1997-03
9	Wilson, Tom	60	9.15	192.1	549	64	1996-04
10	Harding, Ben	59	11.96	242.3	706	67	1998-04
11	Walker, Nigel	59	13.72	255.1	810	84	1996-04
12	Walker, Murray	57	13.80	261.0	787	64	1996-02
13	Rennex, Mathew	54	12.00	206.3	648	69	2000-
14	Chiera, Peter	51	9.49	128.0	484	54	2002-
15	Felle, Jesse	49	10.44	150.1	512	47	1998-03
17	White, Brendan	49	10.75	160.0	527	51	2001-
16	Maginness, Joshua	49	11.71	164.4	574	71	1997-05
18	O'Brien, John	48	10.56	167.5	507	51	2001-
19	Threlfall, David	48	13.35	233.3	641	54	1999-04
20	Sturrock, Sean	46	17.39	207.0	800	55	1999-04
21	Ball, Robbie	44	13.31	166.3	586	71	2001-
22	Van Loon, Joe	43	10.79	144.1	464	51	2001-
23	Ryan, Luke	42	14.02	196.5	589	47	1996-01
24	Cheligoy, Matthew	41	20.87	212.5	856	69	1999-
26	Lever, Elliot	40	7.90	115.0	316	53	2001-
25	Intagliata, Robert	40	18.42	188.3	737	60	2000-
27	Coventry-Poole, Sam	38	11.42	131.2	434	67	2000-
28	Rawlinson, James	37	17.86	184.1	661	70	1998-05
30	Borrell, Alexei	36	12.97	135.0	467	43	2001-
29	Ayers, Daniel	36	14.63	161.1	527	61	1996-02
32	Cameron, Matthew	35	11.60	131.0	406	49	2001-05
31	Bonfa, Steven	35	19.85	171.1	695	58	2000-
33	Nankivell-Sandor, Jesse	34	18.67	197.2	635	37	2001-05
34	Madigan, Julian	33	14.21	118.5	469	60	1997-03
35	Clarke, Ethan	32	14.25	141.0	456	65	2000-
36	Johnston, James	32	14.84	141.5	475	64	2000-
37	Legato, Peter	32	15.78	127.0	505	62	2000-
38	Mason, Lucas	32	17.62	148.0	564	56	1998-03
39	Ferrier, Sam	31	14.09	134.0	437	61	2001-
40	Gannon, Bede	30	7.83	100.0	235	21	2003-
42	Wilson, Ned	30	11.93	87.3	358	40	2001-
41	Lai, Kelvin	30	13.63	121.0	409	24	2001-04
43	Clarke, James	29	19.79	124.3	574	59	1996-02
45	Fenaughty, Eamonn	28	8.85	91.0	248	40	2003-
47	Wood, Jack	28	14.14	99.1	396	41	2001-
44	Caluzzi, Gabriel	28	21.32	130.0	597	50	2001-
46	Intagliata, Tanya	28	32.71	190.0	916	105	2000-
51	Moulton, James	27	6.48	62.0	175	28	2001-
52	Royal, James	27	14.51	90.0	392	48	1997-03
49	Coventry-Poole, Liam	27	22.85	135.2	617	64	1997-04
50	Fisher, Tim	27	23.03	146.5	622	60	1996-02
48	Clarke, Jackson	27	26.29	119.0	710	56	2000-
55	Spagna, Mark	26	5.76	64.0	150	26	2003-
54	Reitano, Frankie	26	6.50	81.3	169	29	2002-
53	King, Lily	26	11.73	69.0	305	28	2002-
58	Rennex, Joshua	25	9.72	64.3	243	32	2003-
57	Intagliata, Luke	25	15.92	92.0	398	45	2002-
56	Buultjens, Phillip	25	16.28	112.0	407	28	2001-2004

# WINNERS OF MVCC JUNIOR TROPHIES

## Under 16 White

*Ian Denny Trophy*  
Batting Award  
2003/04 Ben Harding  
2002/03 Matt Thomas  
2001/02 Joe Reitano

*Darren Nagle Trophy*  
Bowling Award  
2003/04 David Threlfall  
2002/03 Tom Wilson  
2001/02 Sam Wellard

*Chris Ayers Trophy*  
Best Player Award Winner  
2003/04 Phillip Buultjens  
2002/03 Matt Thomas  
2001/02 Joe Reitano  
2000/01 Murray Walker

*Tony Gleeson Trophy*  
Best Player Award Runner-Up  
2003/04 Ben Harding  
2002/03 Sam Wellard  
2001/02 Matt Thomas  
2000/01 Joe Reitano

*Bill Nagel Trophy*  
Best Player Award 3<sup>rd</sup>  
2003/04 Nick Kritharidis  
2002/03 Jeff Lewis  
2001/02 \*Robert Ryan  
2001/02 \*Murray Walker  
2000/01 Luke Ryan

*Charlie Walker Trophy*  
Best Fielder  
2003/04 David Desmond  
2002/03 Julian Madigan  
2001/02 Daniel Ayers

Best All-Rounder  
2003/04 James Rawlinson  
2002/03 Jesse Felle  
2001/02 Julian Madigan

*Ian 'Spider' Beel Trophy*  
Coach's Award  
2003/04 Craig Falzon  
2002/03 Damian Horne  
2001/02 Jeff Lewis

Player Of The Finals  
2002/03 Jeff Lewis  
2001/02 Julian Madigan

Player Of The Finals  
Runner-Up  
2002/03 Nigel Walker  
2001/02 \*Murray Walker  
2001/02 \*Joe Reitano

## Under 16 Black

*Glenn Courts Trophy*  
Batting Award  
2003/04 Tom King

*Rex Bennett Trophy*  
Bowling Award  
2003/04 Nigel Walker

*Mark Gauci Trophy*  
Best Player Award Winner  
2003/04 Tom King

*Matt Gauci Trophy*  
Best Player Award Runner-Up  
2003/04 Nigel Walker

*Dean Jukic Trophy*  
Best Player Award 3<sup>rd</sup>  
2003/04 Jesse Nankivell-Sandor

Best All-Rounder  
2003/04 Liam Brown

Best Fielder  
2003/04 Joel Costigan

Coach's Award  
2003/04 Seamus Fenaughty

Player Of The Finals  
2003/04 Tom Wilson

Player Of The Finals  
Runner-Up  
2003/04 \*Nigel Walker  
2003/04 \*Jesse Nankivell-Sandor

*(These trophies were awarded to  
Under 14 Black & White in  
2002/03)*

## Under 14 Black

*Warwick Nolan Trophy*  
Batting Award  
2003/04 Chris Stafford  
2002/03 Liam Brown  
2001/02 Tom King

*Jim Polonidis Trophy*  
Bowling Award  
2003/04 Robert Intagliata  
2002/03 Iraklis Kolokithas  
2001/02 Kelvin Lai

*Ray Storey Trophy*  
Best Player Award Winner  
2003/04 Iraklis Kolokithas  
2002/03 Iraklis Kolokithas  
2001/02 Tom King

*Ian Sutherland Trophy*  
Best Player Award Runner-Up  
2003/04 Robert Intagliata  
2002/03 Jake Ferrier  
2001/02 Sean Sturrock

*Phill King Trophy*  
Best Player Award 3<sup>rd</sup>  
2003/04 \*Steven Bonfa  
2003/04 \*Jake Ferrier  
2002/03 Matt Cheligoy  
2001/02 \*Matt Cheligoy  
2001/02 \*Kelvin Lai

Best Fielder  
2003/04 Kilian Cusack  
2002/03 Jesse Nankivell-Sandor  
2001/02 Nigel Walker

Best All-Rounder  
2003/04 Sean Sturrock  
2002/03 Sean Sturrock  
2001/02 Liam Brown

Coach's Award  
2003/04 Patrick O'Leary  
2002/03 Kelvin Lai  
2001/02 Tom McInnes

# WINNERS OF MVCC JUNIOR TROPHIES

## Under 14 White

*Mick Harvey Trophy*

Batting Award  
 2003/04 Alexei Borrell  
 2002/03 Ben Harding  
 2001/02 David Desmond

*Jim McKenzie Trophy*

Bowling Award  
 2003/04 Joe Van Loon  
 2002/03 Ben Harding  
 2001/02 Phillip Buultjens

*Danny Terzini Trophy*

Best Player Award Winner  
 2003/04 Joe Van Loon  
 2002/03 Ben Harding  
 2001/02 Phillip Buultjens

*Steve Rawlinson Trophy*

Best Player Award Runner-Up  
 2003/04 Bede Gannon  
 2002/03 Lucas Mason  
 2001/02 ~Joshua Maginness

*Lindsay Jones Trophy*

Best Player Award 3<sup>rd</sup>  
 2003/04 Brendan White  
 2002/03 David Desmond  
 2001/02 ~David Desmond

Best Fielder

2003/04 Cian Fenaughty  
 2002/03 Nick Kritharidis  
 2001/02 Lucas Mason

*Terry Nagle Award*

Best All-Rounder  
 2003/04 John O'Brien  
 2002/03 David Threlfall  
 2001/02 Ben Harding

Coach's Award

2003/04 Jackson Clarke  
 2002/03 Christopher O'Haire  
 2001/02 Christopher O'Haire

## Under 14 Black & White

*Glenn Courts Trophy*

Batting Award  
 2002/03 Steven Bonfa

*Rex Bennett Trophy*

Bowling Award  
 2002/03 Alexei Borrell

*Mark Gauci Trophy*

Best Player Award Winner  
 2002/03 Robert Intagliata

*Matt Gauci Trophy*

Best Player Award Runner-Up  
 2002/03 Steven Bonfa

*Dean Jukic Trophy*

Best Player Award 3<sup>rd</sup>  
 2002/03 Alexei Borrell

Best All-Rounder

2002/03 Alexander Keys

Best Fielder

2002/03 Tomas Verso

Coach's Award

2002/03 Jackson Clarke

*(These trophies were awarded to Under 16 Black in 2003/04)*

## Under 14 Girls Black

Batting Award

2003/04 Lily King  
 2002/03 Melissa Intagliata

Bowling Award

2003/04 Lisa Spagna  
 2002/03 Lily King

Best All-Rounder

2003/04 Chloe Wilson  
 2002/03 Clementine Benincasa

Best Fielder

2003/04 Eliza Downie  
 2002/03 Holly Wilson

Coach's Award

2003/04 Shavindhi Welivitiya  
 2002/03 Eleanor Vallier

## Under 14 Girls White

Batting Award

2002/03 Lisa Spagna

Bowling Award

2002/03 Miriam Conrick

Best All-Rounder

2002/03 Tanya Intagliata

Best Fielder

2002/03 Eliza Downie

Coach's Award

2002/03 Grace Finlay

(~ : 2001/02 were equal runner-up)

# WINNERS OF MVCC JUNIOR TROPHIES

## Under 12 Black

*Greg Peters Trophy*  
Batting Award  
2003/04 Sam Ferrier  
2002/03 Chris Stafford  
2001/02 Iraklis Kolokithas

*Paul Nicol Trophy*  
Bowling Award  
2003/04 Sam O'Brien  
2002/03 Chris Stafford  
2001/02 Iraklis Kolokithas

*Michael Intagliata Trophy*  
Best Player Award Winner  
2003/04 Sam Ferrier  
2002/03 Chris Stafford  
2001/02 Iraklis Kolokithas

*Joe Bonfa Trophy*  
Best Player Award Runner-Up  
2003/04 Mathew Rennex  
2002/03 John O'Brien  
2001/02 Robert Intagliata

*Laurie Mayne Trophy*  
Best Player Award 3rd  
2003/04 Justin Lumsden  
2002/03 Kilian Cusack  
2001/02 Dimitri Hadjimouratis

Best Fielder  
2003/04 \*Ned Wilson  
2003/04 \*Ethan Clarke  
2002/03 Brendan White  
2001/02 Jacob Ferrier

Best All-Rounder  
2003/04 Robbie Ball  
2002/03 Mathew Rennex  
2001/02 Steve Bonfa

Coach's Award  
2003/04 Jacob Lumsden  
2002/03 Sam Ferrier  
2001/02 Tom Cosgriff

## Under 12 White

*John Talone Trophy*  
Batting Award  
2003/04 Sam Coventry-Poole  
2002/03 Robbie Ball  
2001/02 John O'Brien

*Doug McLaggan Trophy*  
Bowling Award  
2003/04 Eamonn Fenaughty  
2002/03 Sam O'Brien  
2001/02 Brendan White

*Joe Ansaldo Trophy*  
Best Player Award Winner  
2003/04 Sam Coventry-Poole  
2002/03 Sam O'Brien  
2001/02 John O'Brien

*Shane Frenette Trophy*  
Best Player Award Runner-Up  
2003/04 Nick Harrington  
2002/03 \*Robbie Ball  
2002/03 \*Ned Wilson  
2001/02 Chris Stafford

*Mark Cini Trophy*  
Best Player Award 3rd  
2003/04 James Johnston  
2002/03 Matthew Cameron  
2001/02 Alexei Borrell

Best Fielder  
2003/04 Mitchell Cross  
2002/03 Gabe Caluzzi  
2001/02 Tomas Verso

Best All-Rounder  
2003/04 Elliot Lever  
2002/03 Justin Lumsden  
2001/02 Joseph Van Loon

Coach's Award  
2003/04 Hesara Welivitiya  
2002/03 Jacob Lumsden  
2001/02 James Hoogenbosch

## Under 12 Gold

*Matt Thomas Trophy*  
Batting Award  
2003/04 Tanya Intagliata

*Murray Walker Trophy*  
Bowling Award  
2003/04 Ben Coote

*James Clarke Trophy*  
Best Player Award Winner  
2003/04 Matthew Cameron

*Jeff Lewis Trophy*  
Best Player Award Runner-Up  
2003/04 Ben Coote

Best Player Award 3rd  
2003/04 Peter Chiera

Best Fielder  
2003/04 Matthew Del Giudice

Best All-Rounder  
2003/04 Frankie Reitano

Coach's Award  
2003/04 Alex Coote

Player of the Finals  
2003/04 \*Matthew Cameron  
2003/04 \*Frankie Reitano



# WINNERS OF MVCC JUNIOR TROPHIES

## Under 10 Black

*David Jolley Trophy*  
Batting Award  
2003/04 Mark Spagna  
2002/03 Mitchell Cross  
2001/02 Mathew Rennex

*Shane Golds Trophy*  
Bowling Award  
2003/04 Mark Spagna  
2002/03 Elliot Lever  
2001/02 Jessie Golds

*Bob Sciacchitano Trophy*  
Best Fielder  
2003/04 James Saragias  
2002/03 James Johnston  
2001/02 Ethan Clarke

Best All-Rounder  
2003/04 Sam Bradley  
2002/03 James Moulton  
2001/02 Ned Wilson

*Rod McLeod Trophy*  
Coach's Award  
2003/04 Kurtis Tankard  
2002/03 Nick Robortella  
2001/02 Peter Legato

## Under 10 White

*Sandro Capocchi Trophy*  
Batting Award  
2003/04 Peter Chiera  
2002/03 Peter Chiera  
2001/02 James Johnston

*Peter Gardiner Trophy*  
Bowling Award  
2003/04 Peter Chiera  
2002/03 Peter Chiera  
2001/02 Sam O'Brien

*Bill Poole Trophy*  
Best Fielder  
2003/04 Matt Gervasi  
2002/03 Ethan Clarkè  
2001/02 James Moulton

Best All-Rounder  
2003/04 Xavier Burgmann  
2002/03 Robbie Ball  
2001/02 Matthew Cameron

Coach's Award  
2003/04 Marcus Blake  
2002/03 \*Patrick Mawson  
2002/03 \*Michael Morello  
2001/02 Elliot Lever

\* = joint winners

# **MVCC AWARD WINNERS IN EACH AGE GROUP**

(Combined for multiple teams in each age group)

## **Under 16s**

### Batting Award

2003/04 Ben Harding  
2003/04 Tom King  
2002/03 Matt Thomas  
2001/02 Joe Reitano

### Bowling Award

2003/04 David Threlfall  
2003/04 Nigel Walker  
2002/03 Tom Wilson  
2001/02 Sam Wellard

### Best Player Award Winner

2003/04 Phillip Bultjens  
2003/04 Tom King  
2002/03 Matt Thomas  
2001/02 Joe Reitano  
2000/01 Murray Walker

### Best Player Award Runner-Up

2003/04 Ben Harding  
2003/04 Nigel Walker  
2002/03 Sam Wellard  
2001/02 Matt Thomas  
2000/01 Joe Reitano

### Best Player Award 3<sup>rd</sup>

2003/04 Nick Kritharidis  
2003/04 Jesse Nankivell-Sandor  
2002/03 Jeff Lewis  
2001/02 \*Murray Walker  
2001/02 \*Robert Ryan  
2000/01 Luke Ryan

### Best Fielder

2003/04 David Desmond  
2003/04 Joel Costigan  
2002/03 Julian Madigan  
2001/02 Daniel Ayers

### Best All-Rounder

2003/04 James Rawlinson  
2003/04 Liam Brown  
2002/03 Jesse Felle  
2001/02 Julian Madigan

### Coach's Award

2003/04 Craig Falzon  
2003/04 Seamus Fenaughty  
2002/03 Damian Horne  
2001/02 Jeff Lewis

### Player Of The Finals

2003/04 Tom Wilson  
2002/03 Jeff Lewis  
2001/02 Julian Madigan

### Player Of The Finals

Runner-Up  
2003/04 \*Jesse Nankivell-Sandor  
2003/04 \*Nigel Walker  
2002/03 Nigel Walker  
2001/02 \*Murray Walker  
2001/02 \*Joe Reitano

## **Under 14s**

### Batting Award

2003/04 Chris Stafford  
2003/04 Alexei Borrell  
2002/03 Steven Bonfa  
2002/03 Liam Brown  
2002/03 Ben Harding  
2001/02 David Desmond  
2001/02 Tom King

### Bowling Award

2003/04 Robert Intagliata  
2003/04 Joe Van Loon  
2002/03 Alexei Borrell  
2002/03 Iraklis Kolokithas  
2002/03 Ben Harding  
2001/02 Phillip Bultjens  
2001/02 Kelvin Lai

### Best Player Award Winner

2003/04 Joe Van Loon  
2003/04 Iraklis Kolokithas  
2002/03 Iraklis Kolokithas  
2002/03 Robert Intagliata  
2002/03 Ben Harding  
2001/02 Phillip Bultjens  
2001/02 Tom King

### Best Player Award Runner-Up

2003/04 Robert Intagliata  
2003/04 Bede Gannon  
2002/03 Steven Bonfa  
2002/03 Jake Ferrier  
2002/03 Lucas Mason  
2001/02 Joshua Maginness  
2001/02 Sean Sturrock

### Best Player Award 3<sup>rd</sup>

2003/04 \*Steven Bonfa  
2003/04 \*Jake Ferrier  
2003/04 Brendan White  
2002/03 Alexei Borrell  
2002/03 Matt Cheligoy  
2002/03 David Desmond  
2001/02 David Desmond  
2001/02 \*Matt Cheligoy  
2001/02 \*Kelvin Lai

### Best Fielder

2003/04 Kilian Cusack  
2003/04 Cian Fenaughty  
2002/03 Nick Kritharidis  
2002/03 Jesse Nankivell-Sandor  
2002/03 Tomas Verso  
2001/02 Lucas Mason  
2001/02 Nigel Walker

### Best All-Rounder

2003/04 John O'Brien  
2003/04 Sean Sturrock  
2002/03 Sean Sturrock  
2002/03 Alexander Keys  
2002/03 David Threlfall  
2001/02 Liam Brown  
2001/02 Ben Harding

### Coach's Award

2003/04 Patrick O'Leary  
2003/04 Jackson Clarke  
2002/03 Jackson Clarke  
2002/03 Kelvin Lai  
2002/03 Christopher O'Haire  
2001/02 Christopher O'Haire  
2001/02 Tom McInnes

## **Under 14 Girls**

### Batting Award

2003/04 Lily King  
2002/03 Lisa Spagna  
2002/03 Melissa Intagliata

### Bowling Award

2003/04 Lisa Spagna  
2002/03 Miriam Conrick  
2002/03 Lily King

### Best All-Rounder

2003/04 Chloe Wilson  
2002/03 Clementine Benincasa  
2002/03 Tanya Intagliata

### Best Fielder

2003/04 Eliza Downie  
2002/03 Eliza Downie  
2002/03 Holly Wilson

### Coach's Award

2003/04 Shavindhi Welivitiya  
2002/03 Grace Finlay  
2002/03 Eleanor Vallier

# MVCC AWARD WINNERS IN EACH AGE GROUP

(Combined for multiple teams in each age group)

## Under 12s

### Batting Award

2003/04 Sam Ferrier  
2003/04 Sam Coventry-Poole  
2003/04 Tanya Intagliata  
2002/03 Robbie Ball  
2002/03 Chris Stafford  
2001/02 Iraklis Kolokithas  
2001/02 John O'Brien

### Bowling Award

2003/04 Eamonn Fenaughty  
2003/04 Ben Coote  
2003/04 Sam O'Brien  
2002/03 Sam O'Brien  
2002/03 Chris Stafford  
2001/02 Iraklis Kolokithas  
2001/02 Brendan White

### Best Player Award Winner

2003/04 Sam Ferrier  
2003/04 Sam Coventry-Poole  
2003/04 Matthew Cameron  
2002/03 Chris Stafford  
2002/03 Sam O'Brien  
2001/02 John O'Brien  
2001/02 Iraklis Kolokithas

### Best Player Award Runner-Up

2003/04 Mathew Rennex  
2003/04 Nick Harrington  
2003/04 Ben Coote  
2002/03 John O'Brien  
2002/03 \*Robbie Ball  
2002/03 \*Ned Wilson  
2001/02 Robert Intagliata  
2001/02 Chris Stafford

### Best Player Award 3rd

2003/04 Justin Lumsden  
2003/04 James Johnston  
2003/04 Peter Chiera  
2002/03 Matthew Cameron  
2002/03 Kilian Cusack  
2001/02 Alexei Borrell  
2001/02 Dimitri Hadjimouratis

### Best Fielder

2003/04 \*Ned Wilson  
2003/04 \*Ethan Clarke  
2003/04 Mitchell Cross  
2003/04 Matthew Del Giudice  
2002/03 Gabe Caluzzi  
2002/03 Brendan White  
2001/02 Jacob Ferrier  
2001/02 Tomas Verso

### Best All-Rounder

2003/04 Robbie Ball  
2003/04 Elliot Lever  
2003/04 Frankie Reitano  
2002/03 Justin Lumsden  
2002/03 Mathew Rennex  
2001/02 Steve Bonfa  
2001/02 Joseph Van Loon

### Coach's Award

2003/04 Hesara Welivitiya  
2003/04 Alex Coote  
2003/04 Jacob Lumsden  
2002/03 Jacob Lumsden  
2002/03 Sam Ferrier  
2001/02 Tom Cosgriff  
2001/02 James Hoogenbosch

### Player of the Finals

2003/04 \*Matthew Cameron  
2003/04 \*Frankie Reitano

### Coach's Award

2003/04 Kurtis Tankard  
2003/04 Marcus Blake  
2002/03 \*Patrick Mawson  
2002/03 \*Michael Morello  
2002/03 Nick Robortella  
2001/02 Peter Legato  
2001/02 Elliot Lever

## Under 10s

### Batting Award

2003/04 Mark Spagna  
2003/04 Peter Chiera  
2002/03 Peter Chiera  
2002/03 Mitchell Cross  
2001/02 James Johnston  
2001/02 Mathew Rennex

### Bowling Award

2003/04 Mark Spagna  
2003/04 Peter Chiera  
2002/03 Peter Chiera  
2002/03 Elliot Lever  
2001/02 Jessie Golds  
2001/02 Sam O'Brien

### Best Fielder

2003/04 James Saragias  
2003/04 Matt Gervasi  
2002/03 James Johnston  
2002/03 Ethan Clarke  
2001/02 Ethan Clarke  
2001/02 James Moulton

### Best All-Rounder

2003/04 Sam Bradley  
2003/04 Xavier Burgmann  
2002/03 Robbie Ball  
2002/03 James Moulton  
2001/02 Matthew Cameron  
2001/02 Ned Wilson

## Most not-outs - MVCC 1996-2005

	Name	Not Out	Inns	Games	Runs	Ave	Career
1	Ball, Robbie	49	67	71	578	32.11	2001-
2	O'Brien, Sam	45	72	73	654	24.22	2001-
3	Coventry-Poole, Sam	44	62	67	600	33.33	2000-
4	Chiera, Peter	39	53	54	589	42.07	2002-
5	Clarke, Ethan	37	62	65	414	16.56	2000-
6	Maginness, Joshua	36	64	71	574	20.50	1997-05
7	Stafford, Chris	35	79	77	793	18.02	1998-
8	Golds, Jessie	34	57	57	274	11.91	1997-03
9	Coventry-Poole, Liam	34	63	64	248	8.55	1997-04
10	Intagliata, Tanya	34	96	105	482	7.77	2000-
11	Legato, Peter	31	59	62	198	7.07	2000-
12	Johnston, James	31	61	64	634	21.13	2000-
13	Intagliata, Michael	30	38	38	237	29.63	2002-
14	Harding, Ben	30	66	67	1106	30.72	1998-04
15	Desmond, David	30	68	68	788	20.74	1997-04
16	Lewis, Jeff	30	71	71	292	7.12	1996-03
17	Kolokithas, Iraklis	30	72	70	854	20.33	1999-
18	Rennex, Mathew	29	66	69	682	18.43	2000-
19	Rawlinson, James	29	69	70	666	16.65	1998-05
20	Wilson, Tom	28	58	64	429	14.30	1996-04
21	Lever, Elliot	26	50	53	468	19.50	2001-
22	Walker, Nigel	25	86	84	253	4.15	1996-04
23	Romano, Lino	24	49	54	183	7.32	1996-02
24	King, Tom	24	97	83	1405	19.25	1996-04
25	Intagliata, Luke	23	44	45	196	9.33	2002-
26	Cameron, Matthew	23	47	49	428	17.83	2001-05
27	Walker, Murray	23	57	64	381	11.21	1996-02
28	Fenaughty, Cian	23	62	59	435	11.15	2000-
29	Bonfa, Frank	23	64	66	453	11.05	2000-
30	Burgmann, Xavier	22	29	31	312	44.57	2002-
31	Morello, Michael	22	33	33	84	7.64	2001-
32	Thomas, Matthew	22	60	56	1301	34.23	1997-03
33	Romano, Sabrina	21	21	22	-	-	1996-99
34	Ayers, Thomas	21	39	38	66	3.67	1996-04
35	Wood, Jack	21	40	41	243	12.79	2001-
36	Ferrier, Sam	21	57	61	668	18.56	2001-
37	Reitano, Joe	20	61	63	985	24.02	1996-02
38	Ryan, Robert	20	68	66	1128	23.50	1996-02
39	Intagliata, Robert	20	69	60	591	12.06	2000-
40	Cheligoy, Matthew	20	78	69	450	7.76	1999-
41	O'Leary, Patrick	19	50	52	98	3.16	1999-
42	Fisher, Tim	19	54	60	201	5.74	1996-02
43	McInnes, Thomas	19	55	54	75	2.08	1999-04
44	Mason, Lucas	19	57	56	670	17.63	1998-03
45	Ayers, Daniel	19	61	61	251	5.97	1996-02
46	Spagna, Mark	18	26	26	284	35.50	2003-
47	Wignell, Hugh	18	30	32	417	34.75	1996-99
48	Fenaughty, Eamonn	18	38	40	207	10.35	2003-
49	Wilson, Ned	18	38	40	409	20.45	2001-
50	Anticevic, Jesse	17	23	23	123	20.82	1998-01
51	Coote, Alex	17	39	40	208	9.45	2003-
52	Caluzzi, Gabriel	17	46	50	252	8.69	2001-
53	Halfpenny, Marcus	16	25	25	137	15.22	1999-01
54	Tankard, Kurtis	16	28	28	175	14.58	2003-
55	O'Brien, Reilly	16	29	30	229	17.62	2003-
56	Cosgriff, Tom	16	32	29	86	5.37	2000-03
57	Intagliata, Melissa	16	40	43	199	8.29	2001-
58	Clarke, James	16	49	59	228	6.91	1996-02
59	Ryan, Luke	16	50	47	805	23.67	1996-01

## INDIVIDUAL & TEAM HONORS

### PREMIERS

2003/04 Under 14 Girls def Glenroy Amateurs

### CENTURIES

100\* Matt Thomas v West Coburg 27/10/01  
100\* Joe Reitano v Oak Park 10/11/01  
100\* Robert Ryan v Westmeadows 22/12/01  
100\* Julian Madigan v Gladstone Park 9/11/02  
100\* Ben Harding v Oak Park 28/2/04  
102\* Nick Kritharidis v Dousta Stars 19/11/04

\* = not out

### 5 WICKETS IN AN INNINGS

5/0 Matthew Cameron Under 14 D v Roxburgh Park 13/11/04  
5/2 Chris Stafford Under 14 C v Broadmeadows 20/11/04  
5/4 Chris Stafford Under 14 C v Pascoe Vale Sports 5/2/05  
5/6 David Threlfall Under 16 C v Kealba-Green Gully 7/2/04  
5/6 Frankie Reitano Under 12 D v Ascot Vale 27/11/04  
5/7 Tom King Under 16 D v Taylors Lakes 14/2/04  
5/7 Joe Reitano Under 16 C v West Coburg 27/10/01  
5/8 Lily King Under 14 Black Girls v Moonee Valley White 28/2/03  
5/14 Joe Van Loon Under 14 E v Aberfeldie Semi Final 6/3/04  
5/15 Tom King Under 14 D v Roxburgh Park Semi Final 9&10/3/02  
5/16 Joe Reitano Under 16 C v Sydenham Hillside Grand Final 16 &17/3/02  
5/19 Kelvin Lai Under 14 Black v Taylors Lakes 16/11/01  
5/- Jeff Lewis  
5/- Julian Madigan  
5/- Daniel Ayers

### HAT TRICKS

Joe Reitano Under 12 B v Keilor Park 1997.  
Jesse Felle Under 16 C v Sydenham Hillside 13/10/01  
Mick Girdwood (double) Under 10 Black v Glenroy Amateurs 20/12/02  
Jesse Nankivell-Sandor Under 16 D v East Keilor 6/3/04  
Matthew Cameron (double) Under 14 D v Roxburgh Park 13/11/04  
Bede Gannon Under 14 C v Broadmeadows 20/11/04  
Frankie Reitano Under 12 D v Ascot Vale, 27/11/04  
Luke Malone Under 10 White v Broadmeadows 18/2/05  
Ben Maguire Under 10 White v Broadmeadows 18/2/05

### PREMIERSHIP PLAYERS

Eliza Downie	Ellyn Duffus	Amelia Ferrier	Grace Finlay
Lily King	Leisha Millanta	Hannah-Louise Simmons	Lisa Spagna
Eleanor Vallier	Shavindhi Welivitiya	Chloe Wilson	

## Most runs in a season - Moonee Valley juniors

King, Tom	440	(2003/04)
King, Tom	426	(2001/02)
Ryan, Rob	387	(2001/02)
Reitano, Joe	331	(2001/02)
Thomas, Matt	326	(2002/03)
Ball, Robbie	324	(2002/03)
Madigan, Julian	310	(2002/03)
Harding, Ben	305	(2003/04)
Harding, Ben	304	(2002/03)
Madigan, Julian	291	(2001/02)
Thomas, Matt	288	(2001/02)
Kolokithas, Iraklis	286	(2001/02)
Chiera, Peter	266	(2003/04)
Buultjens, Phillip	263	(2003/04)
O'Brien, Sam	261	(2002/03)
Ryan, Luke	252	(2000/01)
Stafford, Chris	248	(2002/03)
Harding, Ben	237	(2000/01)
Desmond, David	234	(2001/02)
Rennex, Mathew	228	(2003/04)
Desmond, David	227	(2002/03)
Coventry-Poole, Sam	226	(2003/04)
Malone, Luke	224	(2004/05)
Harrington, Nicholas	219	(2003/04)
Ryan, Rob	215	(1999/00)
Intagliata, Tanya	214	(2003/04)
Madigan, Julian	213	(2000/01)
Mangan, Daniel	211	(1999/00)
Kritharidis, Nicholas	210	(2004/05)
Burgmann, Xavier	209	(2003/04)
O'Brien, John	208	(2004/05)
Ferrier, Sam	206	(2003/04)
Mason, Lucas	204	(2002/03)
Walker, Guy	204	(2004/05)
Wellard, Sam	203	(1999/00)
Kritharidis, Nicholas	193	(2003/04)
Cross, Mitchell	191	(2002/03)
Rennex, Mathew	191	(2001/02)
Maginness, Joshua	190	(2000/01)
Thomas, Matt	187	(1999/00)
O'Brien, John	186	(2001/02)
Chiera, Peter	182	(2002/03)
Coventry-Poole, Sam	179	(2002/03)
Lever, Elliot	175	(2003/04)
Spagna, Mark	175	(2004/05)
O'Brien, Reilly	175	(2004/05)
Streete, Joel	173	(2003/04)
Johnston, James	173	(2003/04)
Threlfall, David	172	(2002/03)
Bonfa, Frank	172	(2001/02)
Thomas, Matt	172	(2000/01)
Rawlinson, James	171	(2004/05)
Ferrier, Sam	170	(2002/03)
Ryan, Rob	167	(2000/01)
Moulton, James	166	(2002/03)
Reitano, Joe	165	(1999/00)
Felle, Jesse	164	(1999/00)
Bonfa, Steven	163	(2002/03)


*\*Including finals 1st weekend*

## Most wickets in a season - Moonee Valley juniors

Reitano, Joe	32	(2001/02)
O'Brien, Sam	31	(2002/03)
Stafford, Chris	31	(2004/05)
Lewis, Jeff	24	(1999/00)
Chiera, Peter	23	(2003/04)
Wellard, Sam	22	(2001/02)
Chiera, Peter	20	(2002/03)
Kolokithas, Iraklis	20	(2001/02)
Fenaughty, Eamonn	20	(2003/04)
Lai, Kelvin	19	(2001/02)
King, Tom	19	(2003/04)
King, Lily	18	(2002/03)
Lever, Elliot	18	(2002/03)
Stafford, Chris	18	(2002/03)
Wellard, Sam	18	(2002/03)
Mangan, Daniel	18	(1999/00)
Walker, Nigel	18	(2003/04)
Ball, Robbie	17	(2002/03)
Lewis, Jeff	17	(2002/03)
Moulton, James	17	(2002/03)
Stafford, Chris	17	(2001/02)
White, Brendan	17	(2001/02)
Walker, Murray	17	(2000/01)
Van Loon, Joe	17	(2003/04)
Gannon, Bede	17	(2004/05)
Johnston, James	16	(2002/03)
Spagna, Mark	16	(2003/04)
Reitano, Frankie	16	(2004/05)
O'Brien, John	16	(2004/05)
Cross, Mitchell	15	(2002/03)
Kolokithas, Iraklis	15	(2002/03)
Felle, Jesse	15	(2000/01)
Harding, Ben	15	(2003/04)
Saragias, Chris	15	(2003/04)
Threlfall, David	15	(2003/04)
Thomas, Matt	14	(2000/01)
Felle, Jesse	14	(1999/00)
Blake, Marcus	14	(2003/04)
Nankivell-Sandor, Jesse	14	(2003/04)
O'Brien, Sam	14	(2003/04)
Rennex, Joshua	14	(2003/04)
Sturrock, Sean	14	(2003/04)
O'Brien, Sam	14	(2004/05)
Chang, Joshua	14	(2004/05)

*\*Including finals 1st weekend*

# Our Trophy Heroes



**A Brief Biography of our players honored  
on our junior trophies  
2004/05**



## Moonee Valley Champions – A Brief Biography of our players honored on our junior trophies 2004/05

### UNDER 16

#### *Batting Award*

**Ian Denny** – Moonee Valley Cricket Club's greatest-ever player, Ian holds the records for most runs, most wickets and most games. A life member and seven-time Premiership player, he has won every Club award possible and won key best-in-comp titles.

#### *Bowling Award*

**Darren Nagle** – 12 years as Club president, 'Spud' has played 229 games for the Club and is a life member. He has played in seven Premierships, made more than 3600 runs and is third on the Club's all-time wicket-taker list with 379.

#### *Best Player 1<sup>st</sup>*

**Chris Ayers** - Chris may have only played two games of cricket for Moonee Valley, but he is the person who made all our recent growth happen by being the impetus and driving force behind starting the junior section of the Moonee Valley Cricket Club in 1996. Without his foresight and contribution, we would not have a junior section.

#### *Best Player 2<sup>nd</sup>*

**Tony Gleeson** – A key senior player and former coach of Moonee Valley, Tony is a Premiership player. He has made more than 1200 runs and taken more than 50 wickets with his spinners.

#### *Best Player 3<sup>rd</sup>*

**Bill Nagel** – Bill is a life member of our Club, having played 141 games, made 3885 runs and taken 282 wickets. He is a four-time Premiership player, and between 1978 and 1983 was consistently winner of the 1<sup>st</sup> Eleven batting and bowling awards.

#### *Fielding Award*

**Charlie Walker** – The Club's current junior co-ordinator. Has been involved in junior team management and the Club since the inception of the juniors in 1996. He's also involved in running the Club's senior one-day teams.

#### *Coach's Award*

**Ian 'Spider' Beel** – Ian has never played cricket for Moonee Valley, but is a key contributor to the Club as curator and administrator. He is the reason for Moonee Valley Cricket Club's enviable reputation for excellent turf wickets.

#### *All Rounder*

**Glenn Courts** – Glenn played in the Firsts and Seconds for Essendon in the Premier League as an opening bat and wicketkeeper, and has now returned. In just 25 games for Moonee Valley before being recruited to Essendon he amassed 1264 runs at 57.5. He scored 5 centuries for Moonee Valley, and was Club champion in 1999/00.

### UNDER 14 WHITE

#### *Batting Award*

**Mick Harvey** – Mick is second on our all-time games played with 245 under his belt. A life member and former Moonee Valley captain/coach, he has scored more than 7000 runs (second-highest in Club history) at an average around 30. He has played in a record eight Premierships, scored 16 centuries (equal highest in Club) and in 1994/95 hit 658 runs (our 3<sup>rd</sup>-highest season tally ever).

#### *Bowling Award*

**Jim McKenzie** – Jim went past the 300 wicket mark last season when he came out of retirement to play one-day cricket with Moonee Valley. A two-time Premiership player, Jim has won bowling awards in the 2<sup>nds</sup>, 3<sup>rds</sup> and 4<sup>ths</sup>, and has taken 11 wickets in a match. His best innings performance is 7/85.





## Moonee Valley Champions – A Brief Biography of our players honored on our junior trophies 2004/05

### *Best Player 1<sup>st</sup>*

**Danny Terzini** – Danny captained the 3<sup>rd</sup> Eleven in 2002/03 and won the batting award before being promoted to the 2nds. He was a key figure in getting the juniors going and sustaining the teams in their early years. Danny has played 149 games, scored 2700+ runs and was the 1996/97 Lindsay Jones best clubman. He has hit two centuries.

### *Best Player 2<sup>nd</sup>*

**Steve Rawlinson** – Coached his current Under 16s squad for the past seven seasons, and they became our first junior team in A Grade. Steve has played a key development role with the juniors now coming through to senior ranks. In his own career he played more than 20 seasons with East Coburg, and was joint winner of the MMVCA B Grade champion player award in 1997/98.

### *Best Player 3<sup>rd</sup>*

**Lindsay Jones** – Lindsay was not Moonee Valley Cricket Club's greatest player, but he was our greatest clubman before dying tragically. The Club's 'Best Clubman' award is named in his honor, and Lindsay is also honoured with this junior trophy. His stats of 22 games, 78 runs and 2 wickets do not do justice to the impact he had on our Club.

### *All-rounder*

**Terry Nagle** – Knee injuries cut Terry down in his prime, but he still played 142 games. He is the Club's fifth-highest wicket-taker with 319 scalps, and played in four Premierships. From 1995/96 Terry won three consecutive 1<sup>st</sup> Eleven bowling awards. His best figures are 7/36.

### *Fielding Award*

**Matt Gauci** – The Moonee Valley Cricket Club vice-president, Matt has played more than 80 games, scored 1600 runs and taken 50 wickets. He is a two-time Premiership player.

### *Coach's Award<sup>d</sup>*

**Dean Jukic** – Captain of the Moonee Valley 2<sup>nd</sup> Eleven in 2001/02, Dean has played more than 75 games and scored 1300+ runs. He was the 2000/01 2<sup>nd</sup> Eleven batting award winner.

## UNDER 14 BLACK

### *Batting Award*

**Warwick Nolan** – Warwick is Moonee Valley Cricket Club's finest-ever batsman. He represented a Victorian country side against the touring West Indies and scored impressively against them. A Club life member with 225 games, his 6194 runs at 37.5 is the Club's third highest total. Warwick played in seven Premierships and won four 1<sup>st</sup> Eleven batting awards. He has 13 centuries with a high of 154 not out, and made a century on debut for Moonee Valley in 1982/83.

### *Bowling Award*

**Jim Polonidis** – Jim is a stalwart of the Club. He has played more than 130 games, made 1800+ runs and taken 135+ wickets. Jim took a hat-trick in 1995/96, scored his maiden century in 2004/05 and was the Lindsay Jones Best Clubman in 2000/01.

### *Best Player 1<sup>st</sup>*

**Ray Storey** – Ray co-founded our mighty Moonee Valley Cricket Club in 1971. He is a life member with 5 Premierships to his name. Ray played 185 games (12<sup>th</sup> highest overall), scored 4501 runs and took 130 wickets at 13.9. He won the 1<sup>st</sup> Eleven batting and bowling awards three times each.

### *Best Player 2<sup>nd</sup>*

**Ian Sutherland** – A life member, Ian was the holder of the most-games record at our Club with 237 until he was overhauled last season. He scored 4904 runs at 21, with two centuries. Ian played in three flags and twice won the 2<sup>nd</sup> Eleven batting award.



## Moonee Valley Champions – A Brief Biography of our players honored on our junior trophies 2004/05

### *Best Player 3<sup>rd</sup>*

**Phill King** – Phill resumed his own cricketing career last season when he signed up for the Fifts. He has been involved with our junior sides since their inception, and has coached both boys and girls teams. The King/Wignall Trophy played between two of our junior sides each season was named in his honor to mark the first occasion when we had two sides in the one age group – in Under 12s.

### *All Rounder*

**Mark Gauci** – A power hitter, Mark started off in one-day cricket with Moonee Valley but was quickly promoted to the senior sides. He has played more than 80 games, made 2300 runs, including six centuries, and taken 59 wickets. Mark was 1999/00 Club champion and in 2001/02 and 2002/03 won the 2<sup>nd</sup> Eleven batting award. He is Chairman of Selectors.

### *Coach's Award*

**Rex Bennett** – Rex is the past Club coach. A former District cricketer for Footscray, he is now with North Melbourne. Rex led Moonee Valley to a Grand Final in our first year in the Victorian Turf Cricket Association. He has taken more than 50 wickets in our First Eleven.

## UNDER 12 BLACK

### *Batting Award*

**Greg Peters** – 8-times captain, six Premierships, 218 games (8<sup>th</sup> highest number at Moonee Valley Cricket Club) and 4582 runs at 29 spells out Greg's contribution to our Club. He is a life member, and won the 1<sup>st</sup> Eleven fielding award in 1998/99. He was part of the record Firsts third-wicket partnership of 204.

### *Bowling Award*

**Paul Nicol** – 115+ games, 1300+ runs and 160+ wickets underlines Paul's contribution. He opened the bowling in the 1<sup>st</sup> Eleven Grand Final in our first season in the Victorian Turf Cricket Association. Has bowled more than 1100 overs for the Club, and is this season's 2<sup>nd</sup> Eleven captain.

### *Best Player 1<sup>st</sup>*

**Michael Intagliata** – Mick is one of the legends of the Moonee Valley Cricket Club, having played 182 games (Top 20 on most games list), taken 261 wickets (8<sup>th</sup> highest) @ 23.8 and made 1413 runs. He has coached both boys and girls junior teams.

### *Best Player 2<sup>nd</sup>*


**Joe Bonfa** – Joe captained the Moonee Valley Cricket Club 2<sup>nd</sup> Eleven in our first year in the Victorian Turf Cricket Association. He has played more than 120 games, made more than 850 runs and taken more than 225 wickets at an average of around 16 – which puts him in our Top 10 wicket-takers of all time. Joe's a three-time winner of the 2<sup>nd</sup> Eleven bowling award.

### *Best Player 3<sup>rd</sup>*

**Laurie Mayne** – Laurie played 161 games and is eighth on the all-time most runs list with 4383 @ 34.2, and also took 50 wickets. A two-time Premiership player, Laurie is a life member and seven-time batting award winner in the 3<sup>rd</sup> and 4<sup>th</sup> Elevens in the 1980s and early 90s.

### *All Rounder*

**Matt Thomas** – One of Moonee Valley Cricket Club's Under 10 coaches. Matt was the first player to reach 1300 junior runs, scoring them at an average of 34.23. He also took 68 junior wickets @ 10.76 and won the Ian Denny and Chris Ayers trophies in Under 16s. Matt is the first player to come through our junior program to play in the Moonee Valley 1<sup>st</sup> Eleven.



## Moonee Valley Champions – A Brief Biography of our players honored on our junior trophies 2004/05

### UNDER 12 WHITE

#### *Batting Award*

**John Talone** – Our Moonee Valley Cricket Club secretary for the past 14 seasons, John took on a key junior development role as captain of the 4<sup>th</sup> Eleven. A life member with more than 180 games for the Club, John has scored more than 3000 runs and tasted Premiership success.

#### *Bowling Award*

**Doug McLaggan** – Doug has taken 122 wickets for the Club @ 18.2 and made 690 runs. Twice winner of the 4<sup>th</sup> Eleven bowling award in the early 1990s, Doug's best return was 7/54.

#### *Best Player 1<sup>st</sup>*

**Joe Ansaldo** – A former 4<sup>th</sup> Eleven captain and ex-committee member, Joe played a prominent role in helping juniors through their first experience of senior cricket and setting them challenges. He's in the Top 12 in the number of games played with Moonee Valley, with 190 matches, 1000+ runs and more than 80 wickets.

#### *Best Player 2<sup>nd</sup>*

**Shane Frenette** – The first person who played in our inaugural junior year of 1996 to go all the way through to the seniors. Shane, who started in Under 12s, is has played 30+ senior games and made 500 runs, with a long career ahead of him.

#### *Best Player 3<sup>rd</sup>*

**Mark Cini** – A past coach of Under 12s, 'Junior' has played 80+ games, made 1400 runs and taken 110+ wickets. Some of the boys he coached are now coming through to senior ranks. A winner of the 2<sup>nd</sup> Eleven bowling award in 2001/02, Mark is a hard hitting lower-order batsman who features in two record 2<sup>nd</sup> Eleven partnerships.

#### *All Rounder*

**Murray Walker** – Also an Under 10 coach. Murray played 64 games in the juniors, where he made 381 runs and took took 57 wickets @ 13.8. Now an established senior player, with a combined 99 senior/junior games, Murray was the first to come through the juniors and regularly play turf. He was also the first to play in a turf final – in the 2<sup>nd</sup> Eleven in the VTCA in 2002/03.

### UNDER 10 BLACK

#### *Batting Award*

**David Jolley** – 1<sup>st</sup> Eleven captain for five seasons. Dave played 50 games and made 1546 runs @ 38.7. A key player when Moonee Valley moved from synthetic wickets into our first turf competition.

#### *Bowling Award*

**Shane Golds** – A champion and legend of our Club. A former junior co-ordinator, junior coach and 4<sup>th</sup> Eleven captain, Shane is one of only four players to hit centuries in consecutive games. Most juniors coming through the Club up to 2003 benefited from Shane's involvement. Played 105 games, scored 2172 runs @ 25.6 and took 59 wickets @ 19.6, and finished off his career as a fine wicketkeeper.

#### *Fielding Award*

**Bob Sciacchitano** – A Premiership player, Bob has notched up 180+ games, 3400+ runs and 100+ wickets. A 3<sup>rd</sup> Eleven bowling award winner, he has been in three record partnerships in the 3rds and 4ths. Best bowling – 8/88.



## Moonee Valley Champions – A Brief Biography of our players honored on our junior trophies 2004/05

### *Coach's Award*

**Rod McLeod** – Co-founder of our Club with Ray Storey. A life member with 140 games, 3471 runs @ 25.3 and 41 wickets. His run tally, accumulated since 1971, has stood the test of time as a great mark. A three-time Premiership player, Rod has won bowling awards in the 1<sup>st</sup>, 2<sup>nd</sup> and 3<sup>rd</sup> Elevens.

### *All Rounder*

**James Clarke** – Another of our Under 10 coaches. James also came through the junior grades after starting in our inaugural year, with 59 games, 228 runs and 29 wickets. James' commitment to the Club is one of the reasons why Moonee Valley won the prestigious Cricket Victoria Club of the Week award last season. He won the 2004/05 Fourths Fielding Award.

## UNDER 10 WHITE

### *Batting Award*

**Sandro Capocchi** – A life member, 215+ games – almost all of them in the 1<sup>st</sup> Eleven. Decided last year to switch to the 3<sup>rd</sup> Eleven as part of the Club's youth development policy, to nurture and encourage the developing players. A long-time committee member, Sandro has played in five flags and hit six centuries – two of them in successive games. He has 4900+ runs – fourth on the all-time list – and 75+ wickets.

### *Bowling Award*

**Peter Gardiner** – A life member and past junior co-ordinator, PG has played 234 games for Moonee Valley, scored 2514 runs and took 323 wickets @ 18.6. He is fourth on the most-games honor board, in the Top 20 with runs and has the fourth-highest tally of wickets at the Club. A four-time Premiership player, Peter won the 2<sup>nd</sup> Eleven bowling award three seasons in succession in the early 80s, and twice won the 4<sup>th</sup> Eleven bowling award in the early 90s.

### *Fielding Award*

**Bill Poole** – Bill has played a key role in junior development over six seasons. As a coach and team manager, he has guided many of our up-and-coming juniors through the Under 10s and Under 12s and on to success in the higher age groups. Bill has played an important administrative role over a number of seasons on the junior committee.

### *All Rounder*

**Jeff Lewis** – A past Under 10 coach, who has graduated from junior ranks. Jeff was the first player who started in Under 10s in our inaugural junior year to work his way through all the grades into senior cricket. His junior achievements include Under 16s Player of the Finals in 2002/03. Jeff played 71 junior games for 292 runs, and 79 wickets @ 9.73.